



BRIEFING PACKAGE

Election Interference Review

*Prepared for the Rt. Hon. David Johnston
Special Rapporteur*

**PREPARED BY: OFFICE OF THE HON. ERIN O'TOOLE, P.C., C.D.
MEMBER OF PARLIAMENT FOR DURHAM**

May 17, 2023

TABLE OF CONTENTS

Sect	Item	Description	Notes
A	Overview		
	Memo	<i>Foreign Influence Tactics in 2021 Election</i>	Author: Justin Bumstead
	Memo	<i>Foreign Interference in Our Election</i>	Author: Sadiq Valliani
B	Identified		
	Questionable Ridings		
	Polling Model A	CPC internal polling, August 16, 2021	
	Polling Model B	CPC internal polling, September 15, 2021	
	Ridings Under Treat	Identifying margin of victory and if there was a Green candidate	
C	Valliani Memo Attachments	Including example news articles, WeChat screenshots, etc.	<i>Missing news article pages were removed due to a lack of content (blank pages)</i>
D	Various News Articles Related to the 2017 CPC Leadership		

A

MEMO

Date: Wednesday, May 17, 2023
To: Erin O'Toole
From: Justin Bumstead
Subject: Foreign Influence Tactics in 2021 Election

It will come as no surprise to anyone working on campaigns and elections to hear that the Canadian political system is vulnerable to foreign interference. Local campaigns face three constraints that limit their ability to influence and persuade electors. State actors face fewer constraints on time, money and staff. The unfortunate reality is that motivated governments or non-government actors can't be controlled or regulated. An overworked and under-resourced Elections Canada simply cannot identify nor prevent this type of interference.

Ultimately, it comes down to voter contact and the ability of a party to get its message in front of as many voters as possible. This works either as persuasion messages, or in the case of specific allegations from this campaign, dissuasion. It is straightforward for governments to use local contacts to push messages in controlled environments such as WeChat or WhatsApp groups. It is impossible to track these conversations without having a friendly presence in the group. We need to understand and find a way to be present in these chats and in these communities.

Thinking back to the 2018 campaign, there were unanswered questions about the strength of the local campaign in Don Valley North. Campaigns face constraints, and we must recognize the ability of non-friendly actors to influence campaigns that face these constraints. If the Consulate were to provide financial incentives to 'volunteers', it would fall outside of spending limits and allow the campaign to reach far more voters than competing campaigns. This candidate was ultimately successful, despite serious doubts about the chances in the riding. To borrow the line from the late Senator Finley, there are three things that you will always be short on in politics - time, treasure, and talent. Unfortunately, in a competitive environment that offers little recompense for second place, these finite resources will be focused on the core objective. Finding supporters, and mobilizing them.

In the specific context of the 2021 campaign, there were a couple specific incidents that could be classified as either influence or interference. Unfortunately, due to time constraints, we didn't have time to investigate these properly.

- 1. Polling Panels & Bots:** We flagged this in an early meeting, and I'd forgotten about it until today. Our systems caught automated 'bots' completing our surveys due to certain patterns in the open text responses. At the time, we thought it was just a bot focused on collecting the \$0.50 survey incentives but these could easily have been malicious. These responses were set aside and we strengthened our processes, but this would be an effective way to change a narrative.

If I were looking to shape party or government policy, stacking these panels with automated respondents to swamp policy questions related to foreign policy would be an effective way to do it. This would be a machine learning (AI) problem, but one easily within the capability of certain

actors. The media place too great an emphasis on polling without realizing the shortcomings of the panels that underpin this work.

- 2. Mail-In Ballots:** This was alleged to be an issue in the recent BC campaign. Organizers in specific communities were alleged to have requested ballots on behalf of electors. These ballots were completed by community bosses and cast on their behalf.

When we received the first list of people requesting mail-in ballots, we noticed surprisingly high numbers in a couple of predominantly Chinese mail-in ballots. Two specific ridings - Richmond Centre and Steveston Richmond East jumped out, as they had comparatively lower numbers of mail-in ballots in the BC election. SRE was also the riding of former MP Joe Peschisolido, alleged to have staff affiliated with the United Front.

We requested the files from Party IT, and found ~1,500 voters that hadn't voted in the 2019 election, and ~500 that didn't appear on the 2019 list of electors. These could easily be new citizens casting their first ballot, but it could also be an easy way for an outside actor to find ballots that wouldn't be used. These ballots could either be requested on behalf of the residents without their knowledge, or done with specific instruction (intimidation) by a motivated actor. We didn't have a chance to look into this as thoroughly as we wanted. It was passed onto the field guys, but nothing came of it. Again, finite resources.

If the resources and interest was there, the way to track this would be to check the IPs of those requesting mail-in ballots. This would offer an easy indication of mischief. It would also be possible to confirm that these electors requested the ballot themselves, either with in person interviews or phone calls. If these electors are either unaware, or are afraid of discussing it, it could be an indicator.

- 3. Intimidation / Influence:** Most of this would fall into grey areas. Direct contact between foreign agents and electors would be unlikely, but it is easy enough to have Canadian staff employed by shell corporations "volunteering" full time on behalf of local campaigns or candidates. It doesn't even have to be directly affiliated – businesses that are either friendly to a foreign interest or can be pushed to support a cause/candidate will comply. This could mean advertising space, distribution, or soft pushes at community or religious centres.

A focused effort on the ground will find these instances. We received reports from Scarborough of business owners pushing employees to vote Liberal, among other complaints, but these after often just hearsay. Given the limitations on in-person contact due to COVID, every campaign was more dependent on digital operations. Chinese control over platforms like WeChat provides them the ability to limit messages they find uncomfortable, and amplify voices and candidates in line with their objectives.

Without building social listening tools and recruiting additional language skills, it will be very difficult to limit our exposure. We're also limited by our own sources, as Conservative friendly voices (e.g., Falun Gong) in the Chinese community may have a vested interest in making allegations against anyone they believe is friendly to the CCP.

An Aggressive Path: If they chose an aggressive path, they could obtain a copy of the list of electors from a local campaign. They could match it to data on Chinese controlled platforms (the same way platforms like Facebook allow the use of "custom audiences", and find individuals in ridings that could be pushed to support a cause or candidate. This would be pushed through local staff pushing messaging on WeChat and other platforms. It could be funded either with cash, or with companies controlled by friendly or persuadable people in the ridings.

[Attachment]

Attachment

From: Justin Bumstead [REDACTED]
Date: May 17, 2023 at 9:29:02 AM EDT
To: Erin O'Toole [REDACTED]
Subject: Understanding the Why and How

Hey,

The more I've considered these questions, the more I think it will be necessary to answer the question of 'Why'. I had an Eastern European colleague describe Canadian society to me as 'high trust'. The same characteristics that make us an open and trusting society make us vulnerable to exploitation. The question we need to answer is how we can solve these challenges without losing part of who we are. This isn't about specific incidents in a specific election. This is about understanding Canada's strategic vulnerabilities as we move into an unpredictable and dangerous world. We aren't going to solve this problem until we come to a shared understanding of what that problem actually is.

The first question the rapporteur needs to answer is the **Why**. Why would foreign states have an interest in interfering in our democratic process? What would they stand to gain? To borrow the old line, we need to walk a mile in their shoes and understand their motivations. This means ridding ourselves of outdated notions of western supremacy and accepting that rising powers will pursue their interests the same way they've viewed applications of American power during the War on Terror. If the international system allows major powers to act above the rule of law, why should new powers offer that same deference?

So what is China's why? What do they think they'll be able to achieve? Under Pierre Trudeau, Canada's attempt at non-alignment served Chinese interests by weakening a common front among western democracies. When Canada was pursuing 'sunny ways' in the 2015 election, China was growing increasingly worried as the United States turned towards Donald Trump's hostile rhetoric. The potential for major conflict is openly acknowledged in Chinese doctrine. The more urgent the threat, the greater the willingness to act. If they believe themselves to be under threat, and they believe they can peel off American allies, or at least weaken the collective resolve, they have every motivation to take big risks to advance their position. Growing anti-American sentiment in Canada following Trump's election created that opportunity.

The Chinese political class is far more pragmatic than is often appreciated. We saw this with Deng's 'black cat white cat, as long as it catches mice'. We saw the willingness to take serious action in Tiananmen in 89. We saw the frustration with the alleged hypocrisy of the global order following the Kosovo air war and the US invasion of Iraq. We saw the frustration with American economic policy during the crisis in 2008 and the secondary international impacts. We can see the preparation for a final showdown in the construction projects in the South China Sea. You don't build air defense systems in heavily contested waters if you have faith in the ability of the global order to prevent conflict. We saw this at the start of the pandemic when United Front operatives were alleged to have bought up Canadian PPE, leaving Canada less prepared for what would come. The internal factional fights within the CCP have largely been resolved, but this means that the most powerful voices now are either personally tied to Xi, or to factions of the military and intelligence communities that have a different understanding of China's role in the wider world.

To the credit of the Chinese political class, the policy flexibility that has been demonstrated over the past few decades speaks to a willingness to learn. And they will learn the lessons from Ukraine. Our own lack of seriousness means that even if we wanted to, we'd have little to offer Taiwan in the event of a major conflict, but keeping Canada on the sidelines in that eventuality benefits China and forces the United States to view Canada as a potential threat vector rather than an ally. And as we saw in WW2 (Alaska Highway), when the United States is focused on a goal, very little will stand in their way. In 2002, when the United States viewed Canada as a potential source of terror financing and safe havens, we saw the thickening of the border. The arrogance of the end of history means that we're unprepared for what might come, and if we don't get a handle on this problem, we'll end up (more) beholden to outside powers that disregard Canada's own interest. We either solve this problem now, or we accept that it will get worse.

Thinking of Ontario PC MPP Vincent Ke, he served on a bunch of legislative committees, including public appointments. This would have provided him the ability to block appointments by the Ontario government that were deemed to be hostile to Beijing. While these actions would have been subtle and difficult to detect, they would have offered concrete benefit to the Chinese government. Political outcomes are the product of thousands of small actions that work towards a common goal, and placing individuals in key positions provides both a flexibility and freedom of action that is underappreciated.

Foreign interference in Canada's political system allows powers, both friendly and hostile, to shape our direction. If we cede this responsibility, we will find ourselves in circumstances that don't service the interests of Canadians and leave us more and more vulnerable in a more and more dangerous world.

I've recommended this book to a bunch of folks. I read it in spring 2016, before the allegations of Russian interference re: the Trump campaign.

[Putin's Propaganda Machine: Soft Power and Russian Foreign Policy: Van Herpen, Marcel H.: 9781442253612: Books - Amazon.ca](#)

It would likely be worth having the Rapporteur contact the author, as it goes through a couple decades of soft interference by Soviet and Russian intelligence. It outlines the diverse manners by which hostile actors can shape and influence electoral outcomes. There is a particularly terrifying story of a young British political staffer that is ensnared by Soviet intelligence in the 70s, only to have them support the individual's career and political ambitions (including electing them as an MP) until British intelligence allegedly blocked this person's appointment to the national security committee.

I've had the pleasure and misfortune of having a front row seat to way too many elections. The 2022 UCP leadership race gutted the ability of the party to prepare for the current campaign, and we see this in the challenges facing party systems. The same way public infrastructure needs continual repair and maintenance, party and regulatory databases require the same upkeep and commitment. The problem is that these systems are expensive to build and difficult to maintain. Limitations on resources are real, and the chaos of politics limits our ability to build long term safeguards. Our approach to political campaigns hasn't changed in generations. In training seminars, you'll still here the line from Abraham Lincoln outlining the foundations of a political campaign. These haven't changed. Find people that support you. Persuade the ones that aren't sure. Encourage them all to go and vote.

The risk we face is that Canadian politics will end up guided by self-interested diasporic groups more focused on issues from their country of origin than on issues facing Canada as a whole. We can dive deep into the specific actions that parties and government can take to build certain specific safeguards, but

without a shared understanding on why we are facing the situation we are facing, it'll end up as a partisan mess and ultimately leave us no closer to where we need to be. I'll send another note with the safeguards I think make sense. But, until we can get a clear focus on the "why", which means tough conversations about the other countries dabbling in our politics above and beyond China, we're not going to be any closer to solving this.

My two cents, not sure its even worth that.

MEMO

Date: Friday, September 24, 2021
To: Jim Ross
Cc: [REDACTED]
From: Sadiq Valliani
Subject: Foreign Interference in Our Election

There is a strong case to be made that there was a degree of influence exerted by an outside actor in the Chinese community during the 44th General Election. From speaking with campaign teams and regional organizers, we believe this influence negatively impacted our standing in these seats:

Metro Vancouver

- Richmond Centre
- Steveston—Richmond East
- Coquitlam—Port Coquitlam
- Fleetwood—Port Kells

Greater Toronto Area

- Markham—Stouffville
- Markham—Unionville
- Richmond Hill
- Willowdale
- Don Valley North
- Scarborough—Agincourt
- Aurora—Oak Ridges—Richmond Hill
- Newmarket—Aurora
- Mississauga—Centre (to a certain extent)

Through message groups in WeChat text-based and news-content style articles were circulated which directly targeted the Conservatives or expressed support for the liberals. From what we've been hearing, these articles have been popping up in all sorts of groups (especially non-political ones).

However, when one of our supporters posted some of the pro-CPC articles, they were told their content was "too political" and were removed from the groups.

One example is an article that starts with "Crisis for Chinese Canadians, we need to save ourselves. Stop the conservative extremists from getting in power." Another is "The Liberals want your money, the Conservatives want your life", a third is "The Canadian version of "Trump"? The leader of the Conservative Party wants to block WeChat and vowed to fight China to the end." Attached you'll find additional examples of other articles that were posted and shared.

As you know, WeChat is the main messaging/social media platform used by the Chinese-speaking community in Canada and is directly controlled by Chinese corporations.

There were also anti-Conservative ads (without authorization tags) that were displayed on digital screens in a Chinese grocery store in Scarborough—Agincourt (attached).

It's our understanding that the Federal Liberals were not expected to do as well as they did with the Chinese community, and that they did not coordinate this campaign directly.

[Attachments]

B

Questionable Ridings 44th General Election

Markham—Unionville

CPC margin of victory in 2019: 5 points

- In our penultimate polling wave (Sept 17) the CPC candidate had a 10 point lead: CPC 45.3; LPC 35; NDP 14.1)

2021 result: LPC 48.6; CPC 41.9; NDP 6.6

- Liberals outperformed 2021 national average by 16 points.
- +11 point swing for LPC from 2019

Fleetwood—Port Kells

Liberal margin of victory in 2019: 3.9 points

- In our penultimate polling wave (Sept 17) the CPC and LPC were essentially tied: CPC 33.9; LPC 34.9; NDP 23.8)

2021 result: LPC 45.2; CPC 30.8; NDP 19

- Liberals outperformed 2021 national average by 13 points.
- +11 point swing for LPC from 2019

Steveston—Richmond East

CPC margin of victory in 2019: 8 points

- In our penultimate polling wave (Sept 17) the CPC candidate had an 8 point lead: CPC 41.2; LPC 33.2; NDP 17.3)

2021 result: LPC 42.5; CPC 33.5; NDP 19.3

- Liberals outperformed 2021 national average by 10 points.
- +17 point swing for LPC from 2019

Richmond Centre

CPC margin of victory in 2019: 4.8 points

- In our penultimate polling wave (Sept 17) the CPC and LPC were tied: CPC 39; LPC 39.3; NDP 14.6)

2021 result: LPC 39.3; CPC 37.1; NDP 18.1

- Liberals outperformed 2021 national average by 7 points.
- +7 point swing for LPC from 2019

CPC Model
August 16, 2021

Party	2019 Seats	Predicted Seats	pick up	lose	net
Liberal	157	147	10	20	-10
Conservative	121	124	11	8	3
NDP	24	34	10	0	10
Green	3	1	0	2	-2
BQ	32	32	4	4	0
Other	1	0	0	1	-1

Headline Vote Intention

Canada	Liberal	Conservative	NDP	BQ	Green	PP	Other
VI	30.6%	31.4%	19.8%	7.2%	5.3%	3.8%	1.8%
2019 result	33.1%	34.3%	16.0%	7.6%	6.5%	1.6%	0.8%
<i>change</i>	-2.5%	-3.0%	3.9%	-0.4%	-1.3%	2.2%	1.1%

Ontario	Liberal	Conservative	NDP	Green	PP	Other
VI	36.0%	31.0%	22.4%	5.1%	3.9%	1.6%
2019 result	41.6%	33.1%	16.8%	6.2%	1.6%	0.8%
<i>change</i>	-5.6%	-2.0%	5.6%	-1.1%	2.3%	0.9%

Quebec	Liberal	Conservative	NDP	BQ	Green	PP	Other
VI	33.4%	16.7%	10.7%	30.7%	4.4%	2.4%	1.7%
2019 result	34.3%	16.0%	10.8%	32.4%	4.5%	1.5%	0.5%
<i>change</i>	-0.9%	0.7%	-0.2%	-1.7%	-0.1%	1.0%	1.2%

BC	Liberal	Conservative	NDP	Green	PP	Other
VI	25.2%	31.2%	29.1%	9.1%	3.9%	1.5%
2019 result	26.2%	34.0%	24.4%	12.5%	1.7%	1.3%
<i>change</i>	-1.0%	-2.7%	4.6%	-3.4%	2.3%	0.2%

Alberta	Liberal	Conservative	NDP	Green	PP	Other
VI	14.9%	55.8%	18.0%	2.8%	6.0%	2.5%
2019 result	13.8%	69.0%	11.6%	2.8%	2.2%	0.5%
<i>change</i>	1.1%	-13.2%	6.4%	-0.1%	3.8%	2.0%

ATL Canada	Liberal	Conservative	NDP	Green	PP	Other
VI	39.0%	27.5%	19.9%	7.6%	4.0%	1.9%
2019 result	40.9%	28.6%	15.8%	12.3%	1.2%	1.2%
<i>change</i>	-1.9%	-1.1%	4.0%	-4.6%	2.8%	0.7%

SK	Liberal	Conservative	NDP	Green	PP	Other
VI	12.7%	56.1%	20.9%	2.7%	4.3%	3.3%
2019 result	11.7%	64.0%	19.6%	2.6%	1.8%	0.3%
<i>change</i>	1.0%	-7.9%	1.3%	0.1%	2.5%	3.0%

Manitoba	Liberal	Conservative	NDP	Green	PP	Other
VI	24.1%	40.9%	24.2%	4.5%	3.9%	2.3%
2019 result	26.5%	45.2%	20.8%	5.1%	1.7%	0.7%
<i>change</i>	-2.4%	-4.3%	3.4%	-0.7%	2.2%	1.7%

Region	City	Party	Percentage	Percentage	Percentage	Percentage	Percentage	Percentage	Percentage	Percentage	Percentage	Percentage	Percentage	Percentage	Percentage
35010	Brampton North	No status	42.41%	26.50%	20.91%	0.00%	4.44%	2.03%	3.72%	Liberal	Liberal				
35120	York South & Weston	No status	49.08%	18.83%	24.52%	0.00%	3.76%	2.65%	1.16%	Liberal	Liberal				
59020	North Okanagan & Shuswap	No status	22.17%	43.53%	19.89%	0.00%	8.15%	5.43%	0.83%	Conservative	Conservative				
35078	Ottawa & Vanier	No status	46.36%	23.02%	21.46%	0.00%	2.10%	1.28%	1.28%	Liberal	Liberal				
35115	Willowdale	Majority	46.56%	29.37%	15.12%	0.00%	2.89%	2.94%	3.13%	Liberal	Liberal				
48005	Calgary Confederation	No status	21.76%	47.33%	20.12%	0.00%	5.71%	3.86%	1.21%	Conservative	Conservative				
48018	Edmonton Riverbend	No status	23.89%	49.64%	19.79%	0.00%	2.06%	2.96%	1.65%	Conservative	Conservative				
35101	Spadina & Fort York	No status	42.74%	21.06%	27.20%	0.00%	4.27%	4.19%	0.53%	Liberal	Liberal				
35086	Renfrew & Nipissing & Pembroke	No status	17.54%	42.59%	21.73%	0.00%	4.61%	10.68%	2.85%	Conservative	Conservative				
35075	Ottawa Centre	No status	37.61%	15.50%	37.07%	0.00%	6.32%	2.75%	0.75%	Liberal	Liberal				
48016	Edmonton Manning	No status	22.44%	42.04%	21.75%	0.00%	3.07%	7.21%	3.49%	Conservative	Conservative				
46013	Winnipeg South	Victory	39.60%	35.48%	17.94%	0.00%	3.10%	1.85%	2.02%	Liberal	Liberal				
10003	Coast of Bays & Central & Notre Dame	Majority	47.36%	31.62%	14.31%	0.00%	2.67%	3.41%	0.63%	Liberal	Liberal				
47009	Regina & Wascana	No status	30.68%	45.13%	17.62%	0.00%	2.54%	2.76%	1.27%	Conservative	Conservative				
35063	Mississauga & Streetsville	No status	46.32%	29.62%	16.23%	0.00%	3.24%	3.57%	1.02%	Liberal	Liberal				
11003	Egmont	Victory	37.32%	35.38%	12.54%	0.00%	10.17%	3.49%	1.10%	Liberal	Liberal				
59022	Ptt Meadows & Maple Ridge	Defend	29.80%	30.59%	28.99%	0.00%	5.72%	3.69%	1.21%	Conservative	Conservative				
48031	St. Albert & Edmonton	No status	18.83%	50.48%	22.03%	0.00%	2.44%	2.80%	3.42%	Conservative	Conservative				
35019	Don Valley East	No status	56.50%	20.59%	15.68%	0.00%	4.08%	2.33%	0.81%	Liberal	Liberal				
35070	Nipissing & Timiskaming	Majority	37.10%	29.41%	23.13%	0.00%	4.56%	4.14%	1.65%	Liberal	Liberal				
35081	Parkdale & High Park	No status	40.70%	14.73%	34.85%	0.00%	5.90%	2.39%	1.43%	Liberal	Liberal				
48008	Calgary Midnapore	No status	16.14%	61.64%	14.83%	0.00%	2.43%	3.38%	1.57%	Conservative	Conservative				
59029	South Okanagan & West Kootenay	Victory	15.20%	31.82%	39.46%	0.00%	8.74%	4.07%	0.70%	NDP	NDP				
12005	Halifax	No status	41.44%	15.08%	31.23%	0.00%	7.68%	2.43%	2.14%	Liberal	Liberal				
35071	Northumberland & Peterborough South	Defend	30.72%	38.97%	18.72%	0.00%	4.05%	5.48%	2.06%	Conservative	Conservative				
48012	Calgary Signal Hill	No status	18.07%	58.51%	13.07%	0.00%	2.50%	5.64%	2.27%	Conservative	Conservative				
35080	Oxford	No status	15.97%	40.49%	26.93%	0.00%	5.54%	8.66%	2.41%	Conservative	Conservative				
35032	Guelph	No status	30.28%	20.34%	18.71%	0.00%	24.05%	5.41%	1.21%	Liberal	Liberal				
35072	Oakville	Majority	38.83%	38.27%	13.26%	0.00%	4.83%	3.38%	1.41%	Liberal	Liberal				
59019	New Westminster & Burnaby	No status	24.66%	19.07%	45.42%	0.00%	7.56%	1.88%	1.42%	NDP	NDP				
35069	Nickel Belt	No status	34.28%	20.90%	37.76%	0.00%	3.46%	2.48%	1.13%	NDP	Liberal				
35022	Dufferin & Caledon	No status	31.03%	38.00%	16.12%	0.00%	6.92%	6.49%	1.43%	Conservative	Conservative				
35066	Niagara Centre	Victory	28.78%	27.59%	31.39%	0.00%	3.84%	6.07%	2.33%	NDP	Liberal				
35074	Oshawa	No status	26.98%	34.87%	28.96%	0.00%	4.62%	3.24%	1.33%	Conservative	Conservative				
35021	Don Valley West	No status	46.28%	29.35%	15.58%	0.00%	5.85%	1.91%	1.02%	Liberal	Liberal				
35015	Burlington	Majority	43.82%	30.40%	16.30%	0.00%	5.08%	3.41%	0.98%	Liberal	Liberal				
35027	Etobicoke Centre	No status	44.62%	31.02%	14.70%	0.00%	3.10%	5.40%	1.17%	Liberal	Liberal				
35085	Pickering & Uxbridge	No status	38.07%	33.38%	20.39%	0.00%	4.62%	2.70%	0.89%	Liberal	Liberal				
35060	Mississauga & Erin Mills	No status	45.15%	32.52%	14.59%	0.00%	3.25%	3.64%	0.84%	Liberal	Liberal				
35105	Thunder Bay & Rainy River	Victory	29.71%	25.54%	34.42%	0.00%	4.96%	4.37%	0.99%	NDP	Liberal				
35067	Niagara Falls	Defend	33.65%	27.64%	21.31%	0.00%	4.81%	7.75%	4.85%	Liberal	Conservative				
35098	Scarborough Southwest	No status	45.67%	22.46%	23.84%	0.00%	2.37%	3.66%	2.00%	Liberal	Liberal				
13003	Fredericton	Victory	31.71%	30.42%	13.94%	0.00%	18.14%	4.34%	1.45%	Liberal	Green				
35036	Hamilton East & Stoney Creek	No status	31.86%	25.51%	32.87%	0.00%	3.27%	4.94%	1.55%	NDP	Liberal				
35061	Mississauga & Lakeshore	Majority	43.41%	34.13%	13.88%	0.00%	2.14%	5.06%	1.37%	Liberal	Liberal				
12009	South Shore & St. Margarets	Majority	39.91%	27.76%	20.24%	0.00%	5.04%	5.04%	2.01%	Liberal	Liberal				
35099	Simcoe & Grey	No status	25.78%	37.52%	18.37%	0.00%	10.62%	6.50%	1.21%	Conservative	Conservative				
35076	Orléans	No status	45.22%	29.43%	18.55%	0.00%	3.85%	1.90%	1.05%	Liberal	Liberal				
35016	Cambridge	Majority	37.04%	28.18%	24.89%	0.00%	4.93%	3.63%	1.32%	Liberal	Liberal				

35028 Etobicoke & Lakeshore	No status	48.87%	29.36%	15.18%	0.00%	4.29%	1.54%	0.75%	Liberal
35064 Nepean	No status	41.58%	32.08%	17.64%	0.00%	5.34%	2.47%	0.90%	Liberal
35113 Wellington & Halton Hills	No status	21.98%	43.17%	14.96%	0.00%	12.83%	4.91%	2.16%	Conservative
35006 Bay of Quinte	Victory	29.69%	34.42%	24.79%	0.00%	4.73%	4.09%	2.29%	Liberal
35055 Markham & Thornhill	No status	46.42%	30.94%	15.90%	0.00%	1.86%	2.57%	2.31%	Liberal
35025 Elgin & Middlesex & London	No status	22.57%	43.57%	21.00%	0.00%	6.37%	5.11%	1.38%	Conservative
35020 Don Valley North	No status	48.75%	29.90%	14.99%	0.00%	2.65%	2.28%	1.43%	Liberal
13006 Miramichi & Grand Lake	Victory	35.34%	32.99%	13.20%	0.00%	7.04%	7.23%	4.20%	Liberal
35024 Eglinton & Lawrence	No status	48.02%	29.07%	15.09%	0.00%	4.43%	2.42%	0.98%	Liberal
35045 Kitchener Centre	No status	27.78%	23.93%	27.18%	0.00%	17.06%	2.31%	1.74%	Liberal
35013 Brantford & Brant	No status	27.28%	35.60%	25.57%	0.00%	3.50%	6.70%	1.36%	Conservative
10005 Long Range Mountains	No status	44.69%	27.40%	19.79%	0.00%	3.81%	3.31%	0.99%	Liberal
35044 Kingston and the Islands	No status	40.43%	21.09%	31.06%	0.00%	4.15%	2.30%	0.97%	Liberal
35050 Leeds & Grenville & Thousand Islands and Rideau Lakes	No status	18.22%	43.63%	24.66%	0.00%	7.83%	2.88%	2.79%	Conservative
10001 Avalon	Majority	44.65%	28.21%	20.96%	0.00%	3.70%	1.83%	0.65%	Liberal
12007 Kings & Hants	No status	42.43%	22.93%	22.33%	0.00%	6.75%	3.59%	1.97%	Liberal
35090 Toronto & St. Paul's	No status	46.97%	21.02%	22.70%	0.00%	4.95%	3.60%	0.77%	Liberal
35077 Ottawa South	No status	43.96%	28.02%	18.78%	0.00%	5.86%	2.29%	1.08%	Liberal
35093 Scarborough & Agincourt	Majority	47.17%	33.51%	13.04%	0.00%	2.75%	2.18%	1.34%	Liberal
35095 Scarborough & Guildwood	No status	52.08%	18.96%	21.43%	0.00%	3.06%	2.08%	2.38%	Liberal
35116 Windsor & Tecumseh	Majority	23.23%	26.20%	34.16%	0.00%	7.39%	7.37%	1.65%	NDP
35097 Scarborough & Rouge Park	No status	53.60%	22.14%	17.08%	0.00%	3.57%	1.88%	1.73%	Liberal
35092 Sault Ste. Marie	Majority	27.16%	34.72%	29.75%	0.00%	4.24%	3.16%	0.97%	Conservative
35054 Markham & Stouffville	Majority	37.50%	34.70%	12.01%	0.00%	2.51%	6.51%	6.77%	Liberal
35089 St. Catharines	Victory	37.13%	27.88%	25.45%	0.00%	3.43%	3.32%	2.79%	Liberal
59023 Port Moody & Coquitlam	Defend	28.51%	27.74%	34.93%	0.00%	4.95%	2.94%	0.94%	Conservative
35110 University & Rosedale	No status	47.05%	18.43%	26.29%	0.00%	4.72%	2.64%	0.87%	Liberal
35005 Barrie & Springwater & Oro-Medonte	No status	29.68%	35.48%	23.48%	0.00%	6.07%	4.00%	1.29%	Conservative
35056 Markham & Unionville	No status	32.38%	46.82%	13.65%	0.00%	2.99%	2.59%	1.57%	Conservative
35052 London North Centre	No status	37.70%	26.60%	27.35%	0.00%	3.59%	2.63%	2.14%	Liberal
35073 Oakville North & Burlington	Majority	35.68%	39.27%	17.02%	0.00%	3.49%	2.60%	1.94%	Liberal
35008 Brampton Centre	No status	40.92%	22.99%	24.76%	0.00%	5.88%	4.31%	1.13%	Liberal
35003 Aurora & Oak Ridges & Richmond Hill	Defend	37.26%	39.85%	13.49%	0.00%	3.38%	4.24%	1.79%	Conservative
59032 Surrey Centre	No status	33.39%	25.99%	30.54%	0.00%	5.41%	2.52%	2.15%	Liberal
35108 Toronto Centre	No status	48.36%	12.66%	31.73%	0.00%	4.22%	2.34%	0.69%	Liberal
35051 London & Fanshawe	No status	26.25%	22.32%	40.39%	0.00%	4.93%	3.60%	2.51%	NDP
48019 Edmonton Strathcona	No status	12.37%	30.63%	50.19%	0.00%	2.36%	2.35%	2.11%	NDP
12004 Dartmouth & Cole Harbour	No status	38.22%	21.16%	32.43%	0.00%	4.22%	1.97%	1.99%	Liberal
35094 Scarborough Centre	No status	48.19%	23.03%	16.93%	0.00%	3.18%	6.70%	1.98%	Liberal
35038 Hamilton West & Ancaster & Dundas	No status	37.51%	30.51%	22.40%	0.00%	6.09%	2.05%	1.43%	Liberal
35118 York Centre	Majority	44.26%	32.08%	16.56%	0.00%	2.90%	3.39%	0.81%	Liberal
35026 Essex	Defend	24.31%	32.71%	33.56%	0.00%	2.81%	5.52%	1.09%	Conservative
35030 Famborough & Glanbrook	Defend	30.22%	36.50%	23.58%	0.00%	4.10%	4.49%	1.10%	Conservative
35023 Durham	No status	25.17%	38.44%	21.75%	0.00%	4.11%	7.44%	3.09%	Conservative
13004 Fundy Royal	No status	26.49%	41.68%	15.41%	0.00%	9.02%	5.33%	2.06%	Conservative
35104 Thornhill	No status	30.40%	53.75%	10.03%	0.00%	2.85%	2.12%	0.86%	Conservative
35088 Carleton	No status	31.98%	42.81%	17.64%	0.00%	2.98%	3.68%	0.90%	Conservative
10002 Bonavista & Burin & Trinity	Victory	45.16%	35.27%	13.72%	0.00%	2.25%	3.01%	0.58%	Liberal
35029 Etobicoke North	No status	55.01%	22.30%	15.08%	0.00%	4.18%	1.88%	1.55%	Liberal
35046 Kitchener & Conestoga	Victory	34.50%	36.64%	18.63%	0.00%	6.04%	2.98%	1.21%	Conservative

35011 Brampton South	No status	47.62%	22.63%	20.98%	0.00%	4.41%	3.22%	1.14%	Liberal
35004 Barrie & Innisfil	No status	26.24%	40.09%	18.66%	0.00%	9.34%	4.37%	1.30%	Conservative
35109 Toronto & Danforth	No status	41.81%	10.61%	38.90%	0.00%	4.66%	3.24%	0.78%	Liberal
48006 Calgary Forest Lawn	No status	25.67%	41.86%	17.17%	0.00%	2.97%	9.91%	2.43%	Conservative
35039 Hastings & Lennox and Addington	No status	32.16%	38.73%	18.23%	0.00%	4.98%	4.48%	1.42%	Conservative
35058 Mississauga Centre	No status	51.69%	29.84%	13.35%	0.00%	2.24%	1.99%	0.89%	Liberal
35001 Ajax	No status	50.10%	25.44%	17.77%	0.00%	3.24%	2.34%	1.11%	Liberal
35084 Peterborough & Kawartha	Victory	31.50%	32.04%	23.38%	0.00%	7.72%	3.29%	2.07%	Liberal
13009 Saint John & Rothesay	Victory	41.52%	30.87%	14.45%	0.00%	5.02%	4.51%	3.64%	Liberal
35042 Kenora	Defend	36.34%	26.42%	27.62%	0.00%	2.45%	5.06%	2.11%	Conservative
35112 Waterloo	No status	39.58%	29.28%	20.21%	0.00%	6.58%	2.83%	1.51%	Liberal
35103 Sudbury	No status	33.73%	18.80%	36.81%	0.00%	4.39%	5.18%	1.09%	Liberal
35114 Whitby	Victory	38.22%	33.69%	20.22%	0.00%	2.94%	3.64%	1.29%	Liberal
35102 Stormont & Dundas & South Glengarry	No status	21.09%	50.49%	19.66%	0.00%	3.50%	3.26%	2.00%	Conservative
35037 Hamilton Mountain	No status	27.64%	22.36%	37.95%	0.00%	7.28%	3.13%	1.64%	NDP
35047 Kitchener South & Hespeler	Victory	31.73%	33.85%	20.19%	0.00%	8.49%	3.94%	1.80%	Liberal
35041 Kanata & Carleton	Victory	39.83%	34.37%	17.58%	0.00%	3.87%	2.28%	2.07%	Liberal
12011 West Nova	Defend	38.14%	31.98%	14.60%	0.00%	9.48%	4.45%	1.35%	Conservative
10007 St. John's South & Mount Pearl	No status	48.19%	18.74%	26.30%	0.00%	2.19%	3.23%	1.35%	Liberal
35091 Sarnia & Lambton	No status	18.36%	44.05%	25.95%	0.00%	4.63%	5.60%	1.41%	Conservative
35018 Davenport	No status	36.07%	9.68%	44.06%	0.00%	5.16%	4.45%	0.57%	Liberal
35053 London West	Majority	39.29%	24.77%	27.47%	0.00%	3.31%	2.62%	2.54%	Liberal
10004 Labrador	Majority	40.59%	25.43%	26.44%	0.00%	1.31%	4.54%	1.68%	Liberal
46002 Charleswood & St. James & Assiniboia & Headingley	Defend	33.70%	37.13%	18.84%	0.00%	4.11%	3.93%	2.29%	Conservative
35014 Bruce & Grey & Owen Sound	No status	26.37%	42.17%	17.82%	0.00%	6.49%	5.63%	1.52%	Conservative
35079 Ottawa West & Nepean	No status	41.75%	24.85%	25.01%	0.00%	2.74%	2.05%	3.61%	Liberal
35106 Thunder Bay & Superior North	No status	32.89%	25.44%	27.75%	0.00%	6.84%	3.61%	3.47%	Liberal
35017 Chatham-Kent & Leamington	No status	23.27%	41.48%	23.11%	0.00%	5.48%	4.73%	1.95%	Conservative
12006 Halifax West	No status	43.32%	19.54%	25.58%	0.00%	7.37%	3.15%	1.04%	Liberal
35065 Newmarket & Aurora	Victory	35.94%	37.33%	16.52%	0.00%	3.74%	4.80%	1.67%	Liberal
12008 Sackville & Preston & Chezzetcook	No status	39.29%	26.32%	24.16%	0.00%	5.56%	2.68%	1.99%	Liberal
13007 Moncton & Riverview & Dieppe	No status	35.61%	25.05%	18.03%	0.00%	14.59%	4.19%	2.53%	Liberal
35082 Parry Sound & Muskoka	No status	29.52%	39.87%	16.81%	0.00%	8.96%	2.97%	1.87%	Conservative
48011 Calgary Shepard	No status	10.88%	62.17%	18.08%	0.00%	1.94%	4.90%	2.04%	Conservative
59028 Skeena & Bulkley Valley	Majority	19.70%	27.98%	40.43%	0.00%	3.62%	5.51%	2.76%	NDP
47012 Saskatoon West	No status	8.15%	42.52%	41.04%	0.00%	3.42%	2.82%	2.04%	Conservative
35119 York & Simcoe	No status	22.93%	41.27%	20.18%	0.00%	7.22%	6.98%	1.40%	Conservative
12003 Cumberland & Colchester	Victory	31.68%	34.76%	20.25%	0.00%	6.01%	5.71%	1.60%	Liberal
35121 Humber River & Black Creek	No status	50.04%	18.24%	24.80%	0.00%	2.23%	4.17%	0.53%	Liberal
35031 Glengarry & Prescott & Russell	Majority	38.72%	36.43%	13.18%	0.00%	5.58%	4.22%	1.88%	Liberal
60001 Yukon	Victory	35.16%	27.63%	25.01%	0.00%	4.00%	6.10%	2.10%	Liberal
46007 Portage & Lisgar	No status	11.95%	55.91%	10.56%	0.00%	4.20%	14.23%	3.15%	Conservative
48033 Sturgeon River & Parkland	No status	8.13%	60.94%	17.25%	0.00%	2.23%	6.18%	5.26%	Conservative
35117 Windsor West	No status	32.23%	19.75%	41.52%	0.00%	3.01%	2.61%	0.87%	NDP
59009 Courtenay & Alberni	Victory	13.52%	30.94%	41.54%	0.00%	8.56%	4.58%	0.86%	NDP
46005 Elmwood & Transcona	Majority	10.91%	38.55%	43.51%	0.00%	3.02%	1.78%	2.23%	NDP
47014 Yorkton & Melville	No status	7.77%	62.00%	15.41%	0.00%	2.56%	3.36%	8.90%	Conservative
46014 Winnipeg South Centre	No status	40.13%	28.54%	20.94%	0.00%	6.70%	2.44%	1.24%	Liberal
48015 Edmonton Griesbach	No status	21.35%	38.00%	31.38%	0.00%	2.72%	3.72%	2.83%	Conservative
46004 Dauphin & Swan River & Neepawa	No status	13.05%	57.80%	18.09%	0.00%	4.35%	4.35%	2.32%	Conservative

48025 Lakeland	No status	4.63%	65.11%	13.91%	0.00%	1.71%	9.86%	4.78%	Conservative
35062 Mississauga & Malton	No status	46.97%	24.05%	19.55%	0.00%	4.99%	2.55%	1.87%	Liberal
48028 Peace River & Westlock	No status	7.37%	66.88%	14.37%	0.00%	2.79%	4.06%	4.52%	Conservative
47006 Prince Albert	No status	11.44%	58.37%	21.63%	0.00%	2.09%	4.29%	2.18%	Conservative
59005 Central Okanagan & Similkameen & Nicola	No status	20.99%	41.82%	23.49%	0.00%	5.33%	7.49%	0.88%	Conservative
59035 Vancouver East	No status	19.79%	10.79%	56.51%	0.00%	9.16%	2.01%	1.73%	NDP
48009 Calgary Nose Hill	No status	20.41%	50.92%	20.59%	0.00%	2.25%	3.41%	2.43%	Conservative
48034 Yellowhead	No status	6.86%	56.61%	12.17%	0.00%	1.71%	18.22%	4.43%	Conservative
59017 Mission & Matsqui & Fraser Canyon	No status	21.68%	37.53%	23.02%	0.00%	12.95%	3.70%	1.11%	Conservative
59030 South Surrey & White Rock	Defend	36.97%	35.05%	17.57%	0.00%	7.06%	2.48%	0.88%	Conservative
47007 Regina & Lewvan	No status	14.20%	47.16%	28.64%	0.00%	4.15%	3.71%	2.16%	Conservative
59004 Cariboo & Prince George	No status	19.39%	46.03%	19.27%	0.00%	8.96%	5.41%	0.95%	Conservative
46009 Saint Boniface & Saint Vital	Majority	30.46%	32.61%	25.75%	0.00%	6.94%	2.85%	1.39%	Conservative
59008 Coquitlam & Port Coquitlam	Victory	36.21%	26.64%	26.17%	0.00%	6.04%	3.86%	1.08%	Liberal
48001 Banff & Airdrie	No status	11.73%	54.92%	18.79%	0.00%	4.81%	8.20%	1.54%	Conservative
47008 Regina & Qu'Appelle	No status	13.23%	57.86%	20.88%	0.00%	4.12%	2.11%	1.80%	Conservative
59018 Nanaimo & Ladysmith	Majority	15.15%	24.26%	31.03%	0.00%	24.80%	2.28%	2.48%	Green
59041 Victoria	No status	21.29%	14.12%	45.57%	0.00%	15.17%	2.51%	1.35%	NDP
59021 North Vancouver	No status	35.12%	27.33%	23.34%	0.00%	9.48%	3.95%	0.77%	Liberal
48014 Edmonton Centre	No status	31.43%	33.93%	29.67%	0.00%	1.64%	2.12%	1.21%	Conservative
13001 Acadie & Bathurst	No status	55.58%	17.38%	18.84%	0.00%	6.06%	1.87%	0.28%	Liberal
48013 Calgary Skyview	No status	28.00%	39.82%	20.16%	0.00%	3.37%	2.92%	5.73%	Conservative
35007 Beaches & East York	No status	48.50%	30.38%	14.21%	0.00%	3.94%	1.99%	0.98%	Liberal
48026 Lethbridge	No status	47.14%	15.12%	28.97%	0.00%	5.64%	1.81%	1.33%	Liberal
59037 North Island & Powell River	No status	14.61%	58.45%	17.19%	0.00%	4.72%	3.68%	1.35%	Conservative
35035 Hamilton Centre	Victory	11.70%	28.00%	45.99%	0.00%	10.55%	2.86%	0.91%	NDP
59013 Kamloops & Thompson & Cariboo	No status	25.71%	14.67%	47.50%	0.00%	4.83%	5.87%	1.42%	NDP
59006 Chilliwack & Hope	No status	20.88%	42.51%	19.12%	0.00%	11.87%	4.70%	0.94%	Conservative
35107 Timmins & James Bay	No status	18.44%	44.31%	20.38%	0.00%	7.99%	7.26%	1.63%	Conservative
48021 Edmonton & Wetaskiwin	No status	32.96%	21.14%	36.78%	0.00%	1.84%	5.32%	1.96%	NDP
59034 Vancouver Centre	No status	12.54%	58.94%	18.51%	0.00%	3.90%	4.40%	1.71%	Conservative
12002 Central Nova	No status	36.06%	24.11%	27.47%	0.00%	8.37%	3.17%	0.82%	Liberal
59033 Surrey & Newton	No status	42.78%	28.31%	16.69%	0.00%	5.13%	5.29%	1.80%	Liberal
59002 Burnaby North & Seymour	No status	42.42%	18.76%	31.84%	0.00%	3.75%	1.87%	1.35%	Liberal
35096 Scarborough North	No status	35.57%	19.94%	34.19%	0.00%	6.88%	1.95%	1.47%	Liberal
59012 Fleetwood & Port Kells	No status	48.07%	24.23%	20.12%	0.00%	2.38%	3.14%	2.05%	Liberal
48020 Edmonton West	Majority	37.61%	30.04%	24.20%	0.00%	2.95%	3.07%	2.14%	Liberal
59040 Vancouver South	No status	19.43%	54.08%	17.66%	0.00%	2.41%	4.23%	2.19%	Conservative
11002 Charlottetown	Majority	42.36%	28.56%	22.62%	0.00%	3.84%	1.51%	1.11%	Liberal
47010 Saskatoon & Grasswood	No status	41.40%	24.80%	18.37%	0.00%	10.34%	3.47%	1.62%	Liberal
35040 Huron & Bruce	No status	17.72%	48.15%	26.11%	0.00%	2.58%	3.55%	1.89%	Conservative
59007 Cloverdale & Langley City	No status	28.33%	44.74%	17.19%	0.00%	3.47%	4.42%	1.85%	Conservative
48004 Calgary Centre	Defend	40.84%	26.14%	22.34%	0.00%	6.29%	3.38%	1.01%	Conservative
59027 Saanich & Gulf Islands	No status	25.96%	47.90%	17.18%	0.00%	3.99%	2.63%	2.33%	Conservative
35034 Haliburton & Kawartha Lakes & Brock	No status	22.50%	23.43%	23.20%	0.00%	24.21%	4.82%	1.84%	Green
48022 Foothills	No status	22.85%	43.00%	20.87%	0.00%	8.16%	3.58%	1.54%	Conservative
59025 Richmond Centre	No status	8.30%	70.17%	11.03%	0.00%	6.37%	6.37%	1.49%	Conservative
59014 Kelowna & Lake Country	No status	31.66%	42.22%	16.99%	0.00%	5.04%	2.30%	1.79%	Conservative
47002 Cypress Hills & Grasslands	No status	27.59%	41.96%	17.07%	0.00%	6.21%	6.43%	0.73%	Conservative
	No status	5.30%	72.89%	12.72%	0.00%	1.82%	4.80%	2.49%	Conservative

48024 Grande Prairie & Mackenzie	No status	12.07%	68.67%	12.38%	0.00%	1.17%	3.82%	1.88%	Conservative
59026 Esquimalt & Saanich & Sooke	No status	16.44%	18.93%	42.09%	0.00%	18.80%	2.66%	1.07%	NDP
10006 St. John's East	No status	28.94%	18.59%	45.61%	0.00%	2.29%	3.67%	0.89%	NDP
59031 Steveston & Richmond East	Defend	33.60%	39.99%	19.39%	0.00%	4.55%	1.59%	0.87%	Conservative
35111 Vaughan & Woodbridge	Majority	42.69%	33.61%	13.97%	0.00%	2.47%	5.52%	1.73%	Liberal
47004 Carlton Trail & Eagle Creek	No status	7.31%	65.41%	13.64%	0.00%	2.10%	9.14%	2.40%	Conservative
59024 Prince George & Peace River & Northern Rockies	No status	17.19%	56.35%	17.71%	0.00%	2.58%	3.97%	2.19%	Conservative
48007 Calgary Heritage	No status	12.84%	59.63%	19.83%	0.00%	2.56%	3.82%	1.32%	Conservative
13002 Beauséjour	Victory	44.84%	17.37%	12.75%	0.00%	19.99%	3.78%	1.27%	Liberal
59011 Delta	No status	31.59%	36.15%	20.51%	0.00%	7.95%	2.77%	1.03%	Liberal
59039 Vancouver Quadra	No status	39.30%	27.23%	19.99%	0.00%	10.43%	1.77%	1.29%	Liberal
59036 Vancouver Granville	No status	27.99%	22.63%	19.78%	0.00%	6.96%	13.47%	9.17%	Other
48030 Red Deer & Lacombe	No status	6.76%	58.13%	13.61%	0.00%	3.32%	16.38%	1.80%	Conservative
47011 Saskatoon & University	No status	13.73%	44.20%	26.95%	0.00%	2.75%	3.94%	8.43%	Conservative
59015 Kootenay & Columbia	No status	11.34%	40.73%	34.83%	0.00%	7.60%	4.66%	0.85%	Conservative
12001 Cape Breton & Canso	Majority	40.26%	29.81%	17.21%	0.00%	4.87%	4.84%	3.01%	Liberal
48023 Fort McMurray & Cold Lake	No status	13.66%	58.25%	14.13%	0.00%	1.61%	8.47%	3.88%	Conservative
48003 Bow River	No status	6.57%	71.53%	11.99%	0.00%	2.44%	5.44%	2.03%	Conservative
48017 Edmonton Mill Woods	No status	27.42%	39.31%	23.00%	0.00%	2.70%	4.48%	3.10%	Conservative
48010 Calgary Rocky Ridge	No status	20.60%	58.73%	13.73%	0.00%	3.08%	2.36%	1.50%	Conservative
46010 Selkirk & Interlake & Eastman	No status	10.32%	55.07%	24.62%	0.00%	3.25%	3.65%	3.08%	Conservative
59016 Langley & Aldergrrove	No status	23.67%	42.00%	19.97%	0.00%	9.09%	3.24%	2.08%	Conservative
48029 Red Deer & Mountain View	No status	7.37%	58.74%	13.04%	0.00%	2.50%	16.66%	1.69%	Conservative
47013 Souris & Moose Mountain	No status	6.21%	74.01%	10.34%	0.00%	1.61%	4.96%	2.86%	Conservative
46003 Churchill & Keewatinook Aski	No status	29.18%	17.88%	43.34%	0.00%	2.82%	4.50%	2.28%	NDP
48033 Sherwood Park & Fort Saskatchewan	No status	8.63%	64.50%	18.69%	0.00%	1.67%	4.94%	1.56%	Conservative
47003 Desnetha & Mississippi & Churchill River	No status	30.40%	32.87%	26.59%	0.00%	1.80%	4.95%	3.39%	Conservative
48027 Medicine Hat & Cardston & Warner	No status	7.93%	65.99%	13.16%	0.00%	2.31%	8.19%	2.43%	Conservative
46006 Kildonan & St. Paul	No status	26.09%	40.28%	25.30%	0.00%	3.08%	3.17%	2.07%	Conservative
46001 Brandon & Souris	No status	11.98%	58.30%	18.44%	0.00%	5.83%	3.59%	1.87%	Conservative
47005 Moose Jaw & Lake Centre & Lanigan	No status	6.46%	63.79%	16.65%	0.00%	2.94%	6.13%	4.02%	Conservative
35087 Richmond Hill	Victory	40.14%	33.15%	12.82%	0.00%	9.24%	2.81%	1.84%	Liberal
59003 Burnaby South	Majority	22.93%	31.82%	33.33%	0.00%	6.41%	2.41%	3.10%	NDP
46012 Winnipeg North	No status	35.91%	20.32%	31.82%	0.00%	3.98%	3.37%	4.60%	Liberal
59010 Cowichan & Malahat & Langford	Majority	13.95%	25.96%	39.70%	0.00%	11.69%	7.87%	0.83%	NDP
35068 Niagara West	No status	27.17%	43.36%	17.78%	0.00%	4.59%	5.35%	1.77%	Conservative
48002 Battle River & Crowfoot	No status	5.33%	72.10%	9.86%	0.00%	2.42%	7.41%	2.88%	Conservative
35012 Brampton West	No status	40.42%	26.51%	25.52%	0.00%	2.69%	3.17%	1.68%	Liberal
13010 Tobique & Mactaquac	No status	23.10%	46.67%	12.59%	0.00%	8.90%	7.62%	1.13%	Conservative
35048 Lambton & Kent & Middlesex	No status	22.69%	43.97%	23.41%	0.00%	4.22%	4.34%	1.38%	Conservative
46011 Winnipeg Centre	No status	33.04%	17.09%	40.58%	0.00%	4.78%	2.14%	2.37%	NDP
35002 Algoma & Manitoulin & Kapuskasing	No status	17.76%	29.56%	42.86%	0.00%	5.12%	1.99%	2.71%	NDP
35049 Lanark & Frontenac & Kingston	No status	27.05%	40.55%	19.15%	0.00%	5.76%	6.21%	1.27%	Conservative
35033 Haldimand & Norfolk	No status	24.11%	39.81%	18.54%	0.00%	7.95%	7.23%	2.36%	Conservative
35083 Perth & Wellington	No status	24.14%	38.01%	21.06%	0.00%	8.09%	6.66%	2.04%	Conservative
13005 Madawaska & Restigouche	No status	47.24%	28.04%	12.22%	0.00%	9.54%	2.36%	0.59%	Liberal
35057 Milton	No status	41.87%	33.93%	15.16%	0.00%	3.51%	4.01%	1.09%	Liberal
12010 Sydney & Victoria	Victory	29.33%	25.36%	24.49%	0.00%	3.51%	8.57%	8.74%	Liberal
46008 Provencher	No status	14.79%	57.63%	16.59%	0.00%	5.40%	3.21%	2.39%	Conservative
13008 New Brunswick Southwest	No status	22.93%	44.52%	11.99%	0.00%	14.07%	3.92%	2.56%	Conservative

35100	Simcoe North	No status	27.00%	38.60%	22.86%	0.00%	6.29%	3.91%	1.35%	Conservative
11001	Cardigan	No status	45.17%	28.27%	13.53%	0.00%	7.81%	3.75%	1.49%	Liberal
59001	Abbotsford	No status	18.32%	51.53%	20.88%	0.00%	5.60%	2.78%	0.89%	Conservative
11004	Malpeque	No status	39.26%	27.55%	13.35%	0.00%	15.20%	3.38%	1.25%	Liberal
35043	King & Vaughan	Victory	41.63%	36.06%	14.11%	0.00%	3.52%	3.72%	0.97%	Liberal
35009	Brampton East	No status	43.10%	20.71%	30.32%	0.00%	3.27%	1.66%	0.94%	Liberal
47001	Battleford & Lloydminster	No status	7.81%	70.37%	13.21%	0.00%	2.04%	3.91%	2.66%	Conservative
59042	West Vancouver & Sunshine Coast & Sea to Sky Country	Majority	30.42%	28.43%	22.18%	0.00%	14.78%	3.01%	1.18%	Liberal
61001	Northwest Territories	No status	41.92%	21.80%	24.62%	0.00%	4.27%	5.04%	2.34%	Liberal
59038	Vancouver Kingsway	No status	22.41%	16.58%	51.58%	0.00%	5.03%	2.81%	1.57%	NDP
62001	Nunavut	Majority	33.80%	20.55%	34.25%	0.00%	2.37%	6.14%	2.89%	NDP
24001	Abitibi--Baie-James--Nunavik--Eeyou	No status	26.30%	16.24%	12.42%	36.05%	3.81%	3.13%	2.89%	BQ
24002	Abitibi--T�@miscamingue	No status	25.99%	16.14%	8.29%	41.16%	4.50%	1.84%	2.08%	BQ
24003	Ahuntsic--Cartierville	No status	53.07%	7.45%	10.89%	20.00%	4.49%	2.45%	1.65%	Liberal
24004	Alfred-Pellan	No status	46.44%	9.77%	10.66%	25.60%	3.88%	2.30%	1.35%	Liberal
24005	Argenteuil--La Petite-Nation	No status	34.94%	15.59%	9.51%	32.81%	3.40%	2.15%	1.60%	Liberal
24006	Avignon--La Mitis--Matane--Matap�@dia	No status	29.35%	9.67%	4.33%	49.31%	3.29%	1.72%	2.34%	BQ
24007	Beauce	No status	21.99%	31.28%	4.40%	22.25%	3.83%	10.78%	5.46%	Conservative
24020	Beaufort--C�@te-de-Beaupr�@--Azile d�@e--Orl�@ans--Charlevoix	Victory	22.52%	29.63%	6.65%	34.31%	2.41%	2.61%	1.87%	BQ
24008	Beaufort--Limoilou	Victory	24.66%	28.78%	10.25%	26.97%	5.44%	2.51%	1.39%	BQ
24009	B�@cancour--Nicolet--Sorel	No status	22.33%	14.33%	4.59%	51.99%	2.03%	1.63%	3.10%	BQ
24010	Bellechasse--Les Etchemins--L�@vis	No status	17.18%	49.67%	4.66%	21.62%	2.36%	2.62%	1.89%	Conservative
24011	Beloeil--Chambly	No status	25.88%	13.35%	7.41%	42.93%	7.33%	1.49%	1.60%	BQ
24012	Berthier--Maskinong�@	No status	23.96%	11.18%	17.23%	41.73%	2.33%	2.00%	1.57%	BQ
24015	Bourassa	No status	50.62%	7.43%	11.39%	20.41%	2.79%	3.00%	4.35%	Liberal
24016	Brome--Missisquoi	No status	32.52%	14.67%	11.89%	30.45%	6.93%	2.26%	1.29%	Liberal
24017	Brossard--Saint-Lambert	No status	51.37%	11.12%	9.69%	16.46%	8.18%	2.12%	1.05%	Liberal
24019	Charlesbourg--Haute-Saint-Charles	No status	21.57%	38.16%	5.84%	25.66%	4.76%	2.70%	1.32%	Conservative
24021	Ch�@teaugay--Lacolle	No status	38.33%	12.72%	5.73%	34.96%	4.22%	2.11%	1.92%	Liberal
24022	Chicoutimi--Le Fjord	Defend	20.33%	30.99%	5.27%	34.60%	4.37%	3.11%	1.32%	BQ
24023	Compton--Stanstead	No status	29.23%	12.81%	19.84%	29.78%	4.84%	2.12%	1.38%	BQ
24024	Dorval--Lachine--LaSalle	No status	49.64%	10.34%	13.31%	19.02%	3.52%	2.83%	1.33%	Liberal
24025	Drummond	No status	18.76%	16.20%	13.15%	45.06%	2.99%	2.30%	1.54%	BQ
24026	Gasp�@sie--Les �@ziles-de-la-Madeline	No status	35.42%	9.89%	6.90%	41.40%	2.67%	1.61%	2.10%	Liberal
24027	Gatineau	No status	44.24%	15.33%	9.35%	24.51%	3.22%	1.89%	1.46%	Liberal
24028	Hochelaga	No status	32.93%	7.17%	20.25%	32.41%	4.02%	1.84%	1.39%	Liberal
24029	Honor�@-Mercier	No status	49.67%	15.28%	8.85%	17.85%	3.81%	3.16%	1.38%	Liberal
24030	Huil--Aylmer	No status	56.17%	6.84%	13.97%	15.20%	4.14%	2.43%	1.25%	Liberal
24031	Joliette	No status	22.43%	13.03%	4.58%	53.56%	2.74%	2.10%	1.56%	BQ
24032	Jonqui�@re	Majority	18.52%	22.24%	16.90%	36.87%	2.26%	1.87%	1.36%	BQ
24033	La Pointe-de-l'�@zile	No status	30.08%	8.00%	13.04%	43.25%	2.51%	1.81%	1.31%	BQ
24034	La Prairie	No status	36.72%	8.93%	7.56%	39.30%	3.95%	1.93%	1.60%	BQ
24035	Lac-Saint-Jean	Majority	20.84%	29.67%	5.77%	38.11%	2.07%	1.80%	1.73%	BQ
24036	Lac-Saint-Louis	No status	50.58%	17.24%	15.88%	6.22%	5.24%	2.86%	1.99%	Liberal
24037	LaSalle--�@kermard--Verdun	No status	41.62%	11.19%	14.73%	22.35%	5.69%	1.99%	2.43%	Liberal
24038	Laurentides--Labelle	No status	29.72%	9.40%	7.41%	39.41%	9.88%	1.79%	2.39%	BQ
24039	Laurier--Sainte-Marie	No status	39.92%	9.36%	18.69%	21.35%	8.18%	1.47%	1.03%	Liberal
24040	Laval--Les �@ziles	No status	42.67%	12.07%	16.58%	17.71%	4.72%	4.91%	1.34%	Liberal
24042	L�@vis--Lotbini�@re	No status	16.76%	45.34%	7.72%	23.14%	2.61%	3.00%	1.43%	Conservative
24041	Longueuil--Charles-LeMoine	No status	35.16%	9.86%	12.01%	34.26%	5.24%	1.84%	1.64%	Liberal

24043	Longueuil--Saint-Hubert	No status	32.28%	16.31%	6.57%	37.74%	8.24%	2.23%	1.62%	BQ
24044	Louis-HA@bert	No status	38.11%	17.90%	9.14%	26.60%	4.03%	3.15%	1.08%	Liberal
24045	Louis-Saint-Laurent	No status	23.93%	37.54%	7.42%	23.79%	3.38%	2.39%	1.56%	Conservative
24046	Manicouagan	No status	19.05%	18.52%	4.63%	50.63%	3.22%	2.34%	1.61%	BQ
24065	Marc-AurA"le-Fortin	No status	40.83%	10.69%	10.32%	28.49%	5.75%	2.57%	1.36%	Liberal
24047	MA@gantic-L'A%orable	No status	18.00%	39.41%	4.49%	29.12%	3.26%	3.33%	2.38%	Conservative
24048	Mirabel	No status	25.97%	10.54%	7.29%	44.97%	7.89%	1.83%	1.51%	BQ
24049	Montarville	No status	35.50%	4.17%	15.15%	37.76%	4.21%	1.72%	1.48%	BQ
24050	Montcalm	No status	21.71%	7.30%	7.01%	55.46%	4.64%	2.23%	1.65%	BQ
24051	Montmagny--L'Islet--Kamouraska--RiviA"re-du-Loup	Defend	15.88%	36.16%	13.39%	28.14%	2.48%	2.71%	1.25%	Conservative
24052	Mount Royal	No status	49.52%	23.18%	14.35%	4.57%	3.90%	3.13%	1.35%	Liberal
24053	Notre-Dame-de-GrA"ce--Westmount	No status	55.94%	11.82%	14.96%	6.39%	7.22%	2.13%	1.54%	Liberal
24054	Outremont	No status	41.61%	12.68%	23.46%	14.26%	4.91%	1.99%	1.09%	Liberal
24055	Papineau	No status	46.49%	6.15%	21.18%	17.33%	5.23%	2.24%	1.38%	Liberal
24014	Pierre-Boucher--Les Patriotes--VerchA"res	No status	32.53%	6.81%	7.56%	47.24%	3.18%	1.50%	1.18%	BQ
24056	Pierrefonds--Dollard	No status	49.30%	24.89%	11.60%	7.34%	2.49%	3.07%	1.32%	Liberal
24057	Pontiac	No status	43.62%	14.67%	13.87%	21.00%	2.96%	2.37%	1.50%	Liberal
24058	Portneuf--Jacques-Cartier	No status	20.16%	39.63%	5.34%	26.55%	3.27%	3.47%	1.58%	Conservative
24059	QuA"bec	No status	33.44%	18.95%	7.88%	30.57%	5.95%	1.89%	1.34%	Liberal
24060	Repentigny	No status	25.41%	12.27%	6.69%	47.71%	4.49%	1.99%	1.44%	BQ
24061	Richmond--Arthabaska	No status	17.03%	39.28%	5.15%	27.21%	6.23%	3.85%	1.25%	Conservative
24018	Rimouski-Neigette--TAA"miscouata--Les Basques	No status	29.24%	8.69%	17.23%	37.58%	3.61%	1.98%	1.68%	BQ
24062	RiviA"re-des-Mille-AZles	No status	34.60%	11.67%	9.15%	37.57%	3.45%	1.77%	1.79%	BQ
24063	RiviA"re-du-Nord	No status	22.99%	10.41%	6.85%	46.77%	8.31%	2.32%	2.36%	BQ
24064	Rosemont--La Petite-Patrie	No status	26.49%	2.94%	36.47%	25.16%	6.07%	1.78%	1.09%	NDP
24066	Saint-Hyacinthe--Bagot	No status	27.45%	7.99%	13.97%	42.07%	4.71%	2.62%	1.20%	BQ
24067	Saint-Jean	No status	31.65%	9.75%	8.28%	41.97%	3.85%	1.63%	2.86%	BQ
24068	Saint-Laurent	No status	48.12%	26.22%	10.29%	7.36%	4.01%	2.73%	1.27%	Liberal
24069	Saint-LA"onard--Saint-Michel	No status	55.36%	16.24%	7.31%	8.63%	2.56%	4.43%	5.48%	Liberal
24070	Saint-Maurice--Champlain	No status	34.68%	16.32%	7.28%	36.14%	2.05%	1.78%	1.75%	Liberal
24071	Salaberry--SuroA"t	No status	28.17%	11.36%	6.48%	46.43%	3.45%	2.25%	1.86%	BQ
24072	Shefford	No status	35.62%	13.79%	8.90%	34.93%	2.93%	2.43%	1.41%	BQ
24073	Sherbrooke	No status	38.78%	14.25%	15.23%	24.14%	4.28%	1.71%	1.61%	Liberal
24075	Terrebonne	No status	28.26%	11.20%	6.95%	44.72%	5.01%	1.87%	1.99%	BQ
24013	ThA"se-De-Blainville	No status	35.97%	6.90%	9.44%	34.69%	9.64%	2.03%	1.34%	BQ
24076	Trois-RiviA"res	Victory	30.39%	19.69%	13.49%	30.39%	2.44%	2.43%	1.16%	BQ
24074	Vaudreuil--Soulanges	No status	40.44%	15.51%	13.21%	22.99%	3.47%	2.14%	2.23%	Liberal
24077	Ville-Marie--Le Sud-Ouest--AZle-des-SA"urs	No status	53.28%	12.28%	13.72%	13.05%	4.39%	2.12%	1.16%	Liberal
24078	Vimy	No status	47.14%	12.48%	9.60%	24.20%	3.05%	2.26%	1.27%	Liberal

CPC Model
September 15, 2021

Party	2019 Seats	Predicted Seats	pick up	lose	net
Liberal	157	129	3	31	-28
Conservative	121	134	18	5	13
NDP	24	40	17	1	16
Green	3	0	0	3	-3
BQ	32	35	7	4	3
Other	1	0	0	1	-1

Headline Vote Intention

Canada	Liberal	Conservative	NDP	BQ	Green	PP	Other
VI	29.5%	33.4%	20.6%	7.2%	3.5%	4.8%	1.0%
2019 result	33.1%	34.3%	16.0%	7.6%	6.5%	1.6%	0.8%
<i>change</i>	-3.6%	-1.0%	4.6%	-0.4%	-3.0%	3.2%	0.2%

Ontario	Liberal	Conservative	NDP	Green	PP	Other
VI	35.9%	33.1%	22.1%	3.4%	5.0%	0.6%
2019 result	41.6%	33.1%	16.8%	6.2%	1.6%	0.8%
<i>change</i>	-5.7%	0.1%	5.2%	-2.9%	3.4%	-0.1%

Quebec	Liberal	Conservative	NDP	BQ	Green	PP	Other
VI	31.7%	19.0%	11.5%	30.7%	2.9%	3.3%	0.9%
2019 result	34.3%	16.0%	10.8%	32.4%	4.5%	1.5%	0.5%
<i>change</i>	-2.5%	3.0%	0.6%	-1.7%	-1.6%	1.8%	0.4%

BC	Liberal	Conservative	NDP	Green	PP	Other
VI	23.7%	34.3%	30.8%	6.7%	3.6%	0.9%
2019 result	26.2%	34.0%	24.4%	12.5%	1.7%	1.3%
<i>change</i>	-2.4%	0.3%	6.4%	-5.8%	1.9%	-0.4%

Alberta	Liberal	Conservative	NDP	Green	PP	Other
VI	13.6%	56.0%	20.3%	1.5%	6.6%	2.1%
2019 result	13.8%	69.0%	11.6%	2.8%	2.2%	0.5%
<i>change</i>	-0.3%	-13.1%	8.7%	-1.3%	4.3%	1.7%

ATL Canada	Liberal	Conservative	NDP	Green	PP	Other
VI	35.6%	30.0%	22.3%	4.4%	7.1%	0.5%
2019 result	40.9%	28.6%	15.8%	12.3%	1.2%	1.2%
<i>change</i>	-5.3%	1.4%	6.5%	-7.8%	5.9%	-0.6%

SK	Liberal	Conservative	NDP	Green	PP	Other
VI	12.2%	56.3%	20.9%	2.6%	6.5%	1.6%
2019 result	11.7%	64.0%	19.6%	2.6%	1.8%	0.3%
<i>change</i>	0.5%	-7.7%	1.3%	0.0%	4.7%	1.3%

Manitoba	Liberal	Conservative	NDP	Green	PP	Other
VI	22.3%	42.2%	24.8%	3.5%	6.0%	1.1%
2019 result	26.5%	45.2%	20.8%	5.1%	1.7%	0.7%
<i>change</i>	-4.1%	-3.0%	4.0%	-1.6%	4.3%	0.5%

Ward	Party	Percentage	Percentage	Percentage	Percentage	Percentage	Percentage	Percentage	Percentage	Party
35010 Brampton North	7 - Exclude	46.49%	28.20%	19.80%	0.00%	1.83%	2.51%	1.16%	Liberal	
35120 York South & Weston	7 - Exclude	54.97%	20.61%	18.77%	0.00%	1.73%	3.45%	0.48%	Liberal	
59020 North Okanagan & Shuswap	1 - Safe	20.42%	45.54%	22.46%	0.00%	5.46%	5.55%	0.56%	Conservative	
35078 Ottawa & Vanier	7 - Exclude	40.76%	23.71%	25.87%	0.00%	5.31%	3.56%	0.78%	Liberal	
35115 Willowdale	6 - Bubble	42.23%	39.20%	12.12%	0.00%	2.33%	3.53%	0.60%	Liberal	
48005 Calgary Confederation	1 - Safe	18.46%	46.45%	23.60%	0.00%	2.61%	7.00%	1.88%	Conservative	
48018 Edmonton Riverbend	1 - Safe	23.56%	48.15%	20.70%	0.00%	1.81%	4.62%	1.17%	Conservative	
35101 Spadina & Fort York	7 - Exclude	45.15%	17.12%	26.48%	0.00%	7.20%	3.61%	0.43%	Liberal	
35086 Renfrew & Nipissing & Pembroke	1 - Safe	17.24%	47.47%	22.92%	0.00%	2.60%	8.34%	1.42%	Conservative	
35075 Ottawa Centre	7 - Exclude	33.83%	17.85%	37.28%	0.00%	5.21%	5.45%	0.39%	Liberal	
48016 Edmonton Manning	1 - Safe	22.84%	46.30%	23.87%	0.00%	0.83%	4.78%	1.38%	Conservative	
46013 Winnipeg South	4 - Victory	36.21%	35.61%	20.23%	0.00%	4.04%	3.06%	0.85%	Liberal	
10003 Coast of Bays & Central & Notre Dame	5 - Majority	40.11%	35.50%	19.19%	0.00%	1.24%	3.79%	0.17%	Liberal	
47009 Regina & Wascana	1 - Safe	27.88%	46.26%	15.92%	0.00%	6.32%	2.88%	0.74%	Conservative	
35063 Mississauga & Streetsville	7 - Exclude	48.00%	30.68%	11.00%	0.00%	4.08%	5.86%	0.39%	Liberal	
11003 Egmont	4 - Victory	31.38%	38.02%	14.12%	0.00%	6.17%	9.88%	0.43%	Liberal	
59022 Pitt Meadows & Maple Ridge	3 - Defend	20.88%	35.10%	36.19%	0.00%	3.24%	3.63%	0.95%	Conservative	
48031 St. Albert & Edmonton	1 - Safe	17.47%	50.13%	24.26%	0.00%	0.72%	6.24%	1.17%	Conservative	
35019 Don Valley East	7 - Exclude	50.79%	26.94%	16.63%	0.00%	1.90%	3.34%	0.41%	Liberal	
35070 Nipissing & Timiskaming	5 - Majority	35.97%	34.84%	21.06%	0.00%	2.91%	4.43%	0.79%	Liberal	
35081 Parkdale & High Park	7 - Exclude	36.97%	18.52%	35.70%	0.00%	5.15%	3.24%	0.42%	Liberal	
48008 Calgary Midnapore	1 - Safe	16.48%	61.53%	15.48%	0.00%	0.95%	4.29%	1.27%	Conservative	
59029 South Okanagan & West Kootenay	5 - Majority	13.35%	35.88%	38.69%	0.00%	7.63%	3.61%	0.83%	NDP	
12005 Halifax	7 - Exclude	37.51%	14.10%	38.98%	0.00%	3.61%	5.21%	0.58%	Liberal	
35071 Northumberland & Peterborough South	3 - Defend	28.31%	42.39%	17.68%	0.00%	4.15%	6.87%	0.61%	Conservative	
48012 Calgary Signal Hill	1 - Safe	15.00%	59.95%	14.62%	0.00%	2.18%	6.57%	1.68%	Conservative	
35080 Oxford	1 - Safe	18.04%	41.95%	25.40%	0.00%	3.09%	10.59%	0.93%	Conservative	
35032 Guelph	7 - Exclude	34.15%	24.36%	22.90%	0.00%	13.74%	4.20%	0.64%	Liberal	
35072 Oakville	4 - Victory	40.77%	37.77%	12.28%	0.00%	2.69%	6.09%	0.40%	Liberal	
59019 New Westminster & Burnaby	7 - Exclude	23.03%	23.39%	47.04%	0.00%	2.65%	2.59%	1.30%	NDP	
35069 Nickel Belt	7 - Exclude	33.26%	24.03%	34.11%	0.00%	3.19%	4.95%	0.46%	Liberal	
35022 Dufferin & Caledon	2 - Cautious	32.64%	39.62%	15.34%	0.00%	3.91%	8.02%	0.47%	Conservative	
35066 Niagara Centre	5 - Majority	29.28%	30.79%	30.93%	0.00%	1.72%	6.84%	0.44%	NDP	
35074 Oshawa	3 - Defend	24.82%	37.82%	30.16%	0.00%	3.51%	3.23%	0.47%	Conservative	
35021 Don Valley West	7 - Exclude	46.02%	33.17%	14.19%	0.00%	3.12%	2.81%	0.69%	Liberal	
35015 Burlington	5 - Majority	46.87%	31.99%	13.78%	0.00%	3.05%	3.94%	0.38%	Liberal	
35027 Etobicoke Centre	7 - Exclude	47.50%	32.13%	12.72%	0.00%	1.18%	5.70%	0.77%	Liberal	
35085 Pickering & Uxbridge	6 - Bubble	43.42%	31.73%	19.68%	0.00%	1.36%	2.95%	0.86%	Liberal	
35060 Mississauga & Erin Mills	7 - Exclude	50.18%	30.49%	12.18%	0.00%	1.47%	5.32%	0.36%	Liberal	
35105 Thunder Bay & Rainy River	5 - Majority	31.39%	32.46%	28.31%	0.00%	3.11%	3.95%	0.78%	Conservative	
35067 Niagara Falls	3 - Defend	29.55%	32.46%	22.93%	0.00%	5.62%	8.18%	1.26%	Conservative	
35098 Scarborough Southwest	7 - Exclude	51.81%	23.96%	16.73%	0.00%	2.72%	4.39%	0.40%	Liberal	

13003	Fredericton	4 - Victory	36.60%	27.48%	16.99%	0.00%	11.99%	5.45%	1.48%	Liberal	Green
35036	Hamilton East & Stoney Creek	7 - Exclude	31.97%	24.86%	31.04%	0.00%	3.46%	8.26%	0.41%	Liberal	Liberal
35061	Mississauga & Lakeshore	5 - Majority	46.57%	33.90%	11.45%	0.00%	4.15%	3.59%	0.34%	Liberal	Liberal
12009	South Shore & St. Margarets	4 - Victory	33.62%	34.59%	23.13%	0.00%	3.10%	5.19%	0.37%	Conservative	Liberal
35099	Simcoe & Grey	1 - Safe	23.41%	42.06%	25.15%	0.00%	4.59%	4.31%	0.49%	Conservative	Conservative
35076	Orléans	7 - Exclude	44.79%	29.66%	18.68%	0.00%	3.30%	3.29%	0.28%	Liberal	Liberal
35016	Cambridge	6 - Bubble	39.47%	30.25%	22.19%	0.00%	2.99%	4.49%	0.60%	Liberal	Liberal
35028	Etobicoke & Lakeshore	7 - Exclude	46.44%	31.93%	14.41%	0.00%	3.46%	3.18%	0.59%	Liberal	Liberal
35064	Nepean	5 - Majority	38.39%	35.30%	19.09%	0.00%	2.13%	4.72%	0.37%	Liberal	Liberal
35113	Wellington & Halton Hills	1 - Safe	20.62%	47.75%	13.17%	0.00%	11.23%	6.76%	0.47%	Conservative	Conservative
35006	Bay of Quinte	4 - Victory	34.88%	34.45%	21.57%	0.00%	2.39%	5.23%	1.48%	Liberal	Liberal
35055	Markham & Thornhill	6 - Bubble	48.74%	30.45%	13.14%	0.00%	1.46%	5.51%	0.69%	Liberal	Liberal
35025	Elgin & Middlesex & London	1 - Safe	22.12%	44.40%	21.29%	0.00%	5.83%	5.82%	0.54%	Conservative	Conservative
35020	Don Valley North	7 - Exclude	49.86%	30.49%	13.17%	0.00%	1.40%	4.39%	0.69%	Liberal	Liberal
13006	Miramichi & Grand Lake	4 - Victory	32.43%	35.77%	14.19%	0.00%	4.15%	12.51%	0.95%	Conservative	Liberal
35024	Eglinton & Lawrence	7 - Exclude	44.99%	34.92%	12.91%	0.00%	2.36%	4.46%	0.36%	Liberal	Liberal
35045	Kitchener Centre	6 - Bubble	27.00%	25.17%	27.55%	0.00%	15.69%	4.05%	0.54%	NDP	Liberal
35013	Brantford & Brant	3 - Defend	22.14%	40.74%	22.74%	0.00%	5.85%	7.99%	0.53%	Conservative	Conservative
10005	Long Range Mountains	7 - Exclude	35.19%	31.21%	26.63%	0.00%	1.24%	5.51%	0.22%	Liberal	Liberal
35044	Kingston and the Islands	7 - Exclude	34.96%	22.33%	35.78%	0.00%	2.89%	3.55%	0.49%	NDP	Liberal
35050	Leeds & Grenville & Thousand Islands and Rideau Lakes	1 - Safe	17.40%	44.22%	24.95%	0.00%	4.31%	8.41%	0.72%	Conservative	Conservative
10001	Avalon	7 - Exclude	39.61%	31.65%	23.27%	0.00%	1.01%	4.29%	0.17%	Liberal	Liberal
12007	Kings & Hants	7 - Exclude	34.66%	30.03%	23.23%	0.00%	3.81%	7.91%	0.36%	Liberal	Liberal
35090	Toronto & St. Paul's	7 - Exclude	44.37%	25.11%	17.42%	0.00%	6.01%	6.52%	0.56%	Liberal	Liberal
35077	Ottawa South	7 - Exclude	46.80%	29.19%	15.05%	0.00%	4.85%	3.73%	0.39%	Liberal	Liberal
35093	Scarborough & Agincourt	6 - Bubble	50.51%	31.70%	11.74%	0.00%	2.02%	3.48%	0.55%	Liberal	Liberal
35095	Scarborough & Guildwood	7 - Exclude	58.44%	22.03%	13.98%	0.00%	0.85%	4.19%	0.51%	Liberal	Liberal
35116	Windsor & Tecumseh	5 - Majority	26.69%	27.77%	31.95%	0.00%	3.72%	9.44%	0.43%	NDP	Liberal
35097	Scarborough & Rouge Park	7 - Exclude	57.45%	21.42%	15.83%	0.00%	1.30%	3.23%	0.77%	Liberal	Liberal
35092	Sault Ste. Marie	4 - Victory	29.54%	35.61%	27.80%	0.00%	1.47%	4.92%	0.64%	Conservative	Liberal
35054	Markham & Stouffville	4 - Victory	40.20%	33.41%	13.65%	0.00%	1.30%	7.60%	3.84%	Liberal	Liberal
35089	St. Catharines	4 - Victory	37.86%	29.45%	25.49%	0.00%	1.88%	4.90%	0.43%	Liberal	Liberal
59023	Port Moody & Coquitlam	3 - Defend	24.75%	32.87%	37.03%	0.00%	2.14%	2.13%	1.08%	NDP	Conservative
35110	University & Rosedale	7 - Exclude	44.72%	17.21%	25.91%	0.00%	7.33%	3.99%	0.85%	Liberal	Liberal
35005	Barrie & Springwater & Oro-Medonte	2 - Cautious	24.54%	38.91%	28.45%	0.00%	2.25%	5.26%	0.59%	Conservative	Conservative
35056	Markham & Unionville	1 - Safe	31.92%	48.27%	14.88%	0.00%	1.46%	2.95%	0.51%	Conservative	Conservative
35052	London North Centre	7 - Exclude	36.34%	26.22%	30.85%	0.00%	2.65%	3.44%	0.51%	Liberal	Liberal
35073	Oakville North & Burlington	4 - Victory	39.95%	38.14%	14.80%	0.00%	2.05%	4.66%	0.40%	Liberal	Liberal
35008	Brampton Centre	7 - Exclude	41.16%	26.85%	26.38%	0.00%	1.51%	2.50%	1.61%	Liberal	Liberal
35003	Aurora & Oak Ridges & Richmond Hill	3 - Defend	35.76%	45.13%	13.23%	0.00%	1.49%	3.13%	1.25%	Conservative	Conservative
59032	Surrey Centre	6 - Bubble	36.07%	25.21%	30.64%	0.00%	4.25%	2.73%	1.10%	Liberal	Liberal
35108	Toronto Centre	7 - Exclude	47.62%	15.20%	29.02%	0.00%	4.71%	3.12%	0.34%	Liberal	Liberal
35051	London & Fanshawe	7 - Exclude	21.84%	24.55%	46.30%	0.00%	1.63%	5.19%	0.47%	NDP	NDP

48019	Edmonton Strathcona	7 - Exclude	11.25%	30.90%	52.10%	0.00%	1.58%	2.99%	1.18%	NDP
12004	Dartmouth & Cole Harbour	7 - Exclude	36.83%	20.72%	31.48%	0.00%	4.12%	6.45%	0.40%	Liberal
35094	Scarborough Centre	7 - Exclude	49.95%	23.99%	14.40%	0.00%	0.85%	7.97%	2.84%	Liberal
35038	Hamilton West & Ancaster & Dundas	6 - Bubble	35.82%	26.05%	30.51%	0.00%	4.36%	2.32%	0.94%	Liberal
35118	York Centre	5 - Majority	45.87%	35.11%	12.81%	0.00%	1.25%	4.73%	0.23%	Liberal
35026	Essex	3 - Defend	16.94%	34.05%	35.75%	0.00%	3.78%	9.09%	0.38%	Conservative
35030	Flamborough & Glanbrook	3 - Defend	31.62%	38.04%	22.71%	0.00%	3.22%	4.02%	0.40%	Conservative
35023	Durham	3 - Defend	24.89%	43.22%	23.37%	0.00%	2.19%	4.95%	1.37%	Conservative
13004	Fundy Royal	1 - Safe	27.36%	41.70%	15.68%	0.00%	6.61%	7.91%	0.73%	Conservative
35104	Thornhill	1 - Safe	31.30%	52.60%	9.00%	0.00%	3.59%	3.18%	0.32%	Conservative
35088	Carleton	2 - Cautious	33.11%	45.79%	12.43%	0.00%	1.96%	6.36%	0.35%	Conservative
10002	Bonavista & Burin & Trinity	5 - Majority	37.50%	39.92%	14.56%	0.00%	1.06%	6.81%	0.16%	Liberal
35029	Etobicoke North	7 - Exclude	54.80%	24.99%	15.26%	0.00%	0.74%	3.71%	0.51%	Liberal
35046	Kitchener & Conestoga	4 - Victory	31.96%	39.46%	17.74%	0.00%	3.61%	6.75%	0.49%	Conservative
35011	Brampton South	7 - Exclude	46.96%	25.75%	19.42%	0.00%	1.19%	5.79%	0.89%	Liberal
35004	Barrie & Innisfil	1 - Safe	28.56%	41.51%	19.73%	0.00%	3.46%	6.20%	0.54%	Conservative
35109	Toronto & Danforth	7 - Exclude	38.79%	12.90%	38.86%	0.00%	4.32%	4.32%	0.80%	Liberal
48006	Calgary Forest Lawn	1 - Safe	23.21%	42.94%	20.82%	0.00%	1.96%	9.03%	2.05%	Conservative
35039	Hastings & Lennox and Addington	2 - Cautious	30.10%	40.37%	21.05%	0.00%	3.61%	4.36%	0.52%	Conservative
35058	Mississauga Centre	7 - Exclude	48.13%	28.65%	14.73%	0.00%	3.96%	3.95%	0.58%	Liberal
35001	Ajax	7 - Exclude	49.96%	27.37%	15.99%	0.00%	3.20%	3.07%	0.41%	Liberal
35084	Peterborough & Kawartha	4 - Victory	34.79%	34.20%	19.34%	0.00%	7.63%	3.69%	0.35%	Liberal
13009	Saint John & Rothesay	4 - Victory	34.77%	29.75%	21.65%	0.00%	4.91%	8.33%	0.59%	Liberal
35042	Kenora	3 - Defend	28.34%	29.99%	30.95%	0.00%	5.25%	4.79%	0.68%	Conservative
35112	Waterloo	7 - Exclude	38.76%	29.02%	23.65%	0.00%	4.03%	4.09%	0.44%	Liberal
35103	Sudbury	7 - Exclude	31.68%	21.82%	35.85%	0.00%	3.89%	6.29%	0.47%	Liberal
35114	Whitby	4 - Victory	37.26%	36.95%	20.29%	0.00%	2.20%	2.90%	0.40%	Liberal
35102	Stormont & Dundas & South Glengarry	1 - Safe	29.82%	45.41%	17.62%	0.00%	2.06%	4.68%	0.40%	Conservative
35037	Hamilton Mountain	7 - Exclude	27.70%	26.89%	37.76%	0.00%	2.33%	4.76%	0.56%	NDP
35047	Kitchener South & Hespeler	4 - Victory	34.48%	35.33%	19.97%	0.00%	4.16%	5.51%	0.54%	Liberal
35041	Kanata & Carleton	4 - Victory	34.58%	38.96%	21.54%	0.00%	1.90%	2.45%	0.58%	Liberal
12011	West Nova	3 - Defend	24.49%	41.35%	17.95%	0.00%	5.21%	10.58%	0.43%	Conservative
10007	St. John's South & Mount Pearl	7 - Exclude	42.10%	20.10%	26.79%	0.00%	0.57%	10.22%	0.22%	Liberal
35091	Sarnia & Lambton	1 - Safe	18.84%	44.97%	27.49%	0.00%	1.88%	6.21%	0.61%	Conservative
35018	Davenport	7 - Exclude	37.64%	16.08%	39.73%	0.00%	3.18%	2.86%	0.51%	Liberal
35053	London West	5 - Majority	34.76%	29.33%	29.95%	0.00%	1.31%	4.21%	0.45%	Liberal
10004	Labrador	5 - Majority	34.85%	29.07%	28.02%	0.00%	3.02%	4.50%	0.53%	Liberal
46002	Charlewood & St. James & Assiniboia & Headingley	3 - Defend	30.56%	39.15%	17.31%	0.00%	3.69%	8.30%	0.98%	Conservative
35014	Bruce & Grey & Owen Sound	1 - Safe	24.20%	45.85%	17.52%	0.00%	6.05%	5.71%	0.66%	Conservative
35079	Ottawa West & Nepean	7 - Exclude	38.54%	29.85%	22.92%	0.00%	2.35%	5.78%	0.56%	Liberal
35106	Thunder Bay & Superior North	6 - Bubble	33.96%	29.23%	29.01%	0.00%	4.26%	3.06%	0.48%	Liberal
35017	Chatham-Kent & Leamington	1 - Safe	24.62%	41.90%	19.38%	0.00%	2.53%	11.15%	0.43%	Conservative
12006	Halifax West	7 - Exclude	43.88%	23.39%	23.89%	0.00%	4.69%	3.62%	0.53%	Liberal

35065	Newmarket & Aurora	4 - Victory	34.80%	34.50%	21.00%	0.00%	2.73%	6.23%	0.74%	Liberal
12008	Sackville & Preston & Chezzetcook	7 - Exclude	34.91%	24.94%	26.19%	0.00%	3.55%	9.81%	0.61%	Liberal
13007	Moncton & Riverview & Drieppe	6 - Bubble	39.53%	29.65%	22.80%	0.00%	7.24%	6.06%	0.72%	Liberal
35082	Parry Sound & Muskoka	2 - Cautious	24.97%	45.73%	20.50%	0.00%	4.28%	4.14%	0.38%	Conservative
48011	Calgary Shepard	1 - Safe	10.29%	62.07%	19.37%	0.00%	1.21%	4.38%	2.69%	Conservative
59028	Skeena & Bulkley Valley	5 - Majority	14.13%	30.84%	43.36%	0.00%	5.30%	5.67%	0.70%	NDP
47012	Saskatoon West	3 - Defend	8.85%	40.75%	43.52%	0.00%	2.31%	3.57%	0.99%	Conservative
35119	York & Simcoe	1 - Safe	24.27%	44.36%	17.78%	0.00%	2.26%	10.55%	0.79%	Conservative
12003	Cumberland & Colchester	4 - Victory	24.62%	43.11%	21.00%	0.00%	3.57%	7.36%	0.32%	Liberal
35121	Humber River & Black Creek	7 - Exclude	55.60%	17.96%	20.65%	0.00%	1.77%	3.77%	0.26%	Liberal
35031	Glengarry & Prescott & Russell	5 - Majority	40.98%	35.62%	16.33%	0.00%	1.74%	4.93%	0.40%	Liberal
60001	Yukon	4 - Victory	29.81%	31.36%	27.32%	0.00%	5.16%	5.62%	0.72%	Liberal
46007	Portage & Lisgar	1 - Safe	11.84%	57.82%	11.59%	0.00%	3.07%	14.53%	1.14%	Conservative
48033	Sturgeon River & Parkland	1 - Safe	8.94%	59.33%	19.73%	0.00%	1.41%	8.77%	1.82%	Conservative
35117	Windsor West	7 - Exclude	31.75%	21.23%	40.96%	0.00%	1.53%	4.10%	0.42%	NDP
59009	Courtenay & Alberni	5 - Majority	12.44%	32.42%	45.42%	0.00%	5.30%	4.01%	0.41%	NDP
46005	Elmwood & Transcona	5 - Majority	10.93%	36.12%	45.82%	0.00%	3.75%	2.48%	0.91%	NDP
47014	Yorkton & Melville	1 - Safe	8.10%	61.99%	15.92%	0.00%	2.02%	5.78%	6.19%	Conservative
46014	Winnipeg South Centre	6 - Bubble	36.48%	32.60%	21.86%	0.00%	5.34%	3.02%	0.69%	Liberal
48015	Edmonton Griesbach	1 - Safe	10.30%	40.68%	38.99%	0.00%	1.90%	6.72%	1.41%	Conservative
46004	Dauphin & Swan River & Neepawa	1 - Safe	11.00%	56.16%	18.30%	0.00%	2.67%	10.05%	1.83%	Conservative
48025	Lakeland	1 - Safe	6.06%	69.04%	13.55%	0.00%	1.53%	7.55%	2.27%	Conservative
35062	Mississauga & Malton	7 - Exclude	50.10%	29.06%	16.00%	0.00%	1.69%	2.51%	0.65%	Liberal
48028	Peace River & Westlock	1 - Safe	6.62%	61.84%	12.49%	0.00%	2.93%	6.31%	9.81%	Conservative
47006	Prince Albert	1 - Safe	9.79%	60.45%	15.80%	0.00%	1.97%	10.70%	1.29%	Conservative
59005	Central Okanagan & Similkameen & Nicola	1 - Safe	24.23%	45.27%	23.66%	0.00%	3.61%	2.67%	0.56%	Conservative
59035	Vancouver East	7 - Exclude	20.84%	13.64%	54.94%	0.00%	7.72%	1.63%	1.22%	NDP
48009	Calgary Nose Hill	1 - Safe	20.24%	55.11%	15.11%	0.00%	1.45%	6.75%	1.35%	Conservative
48034	Yellowhead	1 - Safe	5.77%	56.22%	15.36%	0.00%	1.22%	19.10%	2.34%	Conservative
59017	Mission & Matsqui & Fraser Canyon	2 - Cautious	20.32%	41.26%	29.44%	0.00%	5.71%	2.50%	0.77%	Conservative
59030	South Surrey & White Rock	3 - Defend	30.57%	43.16%	20.76%	0.00%	2.13%	2.88%	0.49%	Conservative
47007	Regina & Lewvan	1 - Safe	14.65%	54.32%	22.82%	0.00%	2.22%	4.82%	1.17%	Conservative
59004	Cariboo & Prince George	1 - Safe	18.16%	48.22%	20.38%	0.00%	7.37%	5.30%	0.57%	Conservative
46009	Saint Boniface & Saint Vital	5 - Majority	29.83%	35.90%	24.09%	0.00%	3.32%	5.61%	1.26%	Liberal
59008	Coquitlam & Port Coquitlam	4 - Victory	31.81%	33.66%	27.59%	0.00%	3.13%	3.14%	0.67%	Liberal
48001	Banff & Airdrie	1 - Safe	7.24%	58.01%	25.81%	0.00%	1.31%	5.34%	2.29%	Conservative
47008	Regina & Qui'Appelle	1 - Safe	11.69%	56.19%	23.36%	0.00%	2.77%	4.07%	1.93%	Conservative
59018	Nanaimo & Ladysmith	5 - Majority	13.92%	27.50%	31.54%	0.00%	23.68%	2.02%	1.34%	Green
59041	Victoria	7 - Exclude	20.15%	19.75%	44.05%	0.00%	11.85%	3.12%	1.07%	NDP
59021	North Vancouver	5 - Majority	32.95%	31.63%	22.47%	0.00%	8.90%	3.36%	0.70%	Liberal
48014	Edmonton Centre	3 - Defend	27.07%	35.45%	30.53%	0.00%	0.94%	4.12%	1.88%	Conservative
13001	Acadie & Bathurst	7 - Exclude	45.24%	21.04%	21.57%	0.00%	2.38%	9.01%	0.77%	Liberal
48013	Calgary Skyview	1 - Safe	28.25%	40.38%	21.22%	0.00%	1.37%	6.50%	2.28%	Conservative

35059	Mississauga East & Cooksville	7 - Exclude	50.63%	31.61%	13.53%	0.00%	1.01%	2.79%	0.42%	Liberal
35007	Beaches & East York	7 - Exclude	50.47%	16.84%	25.11%	0.00%	3.77%	3.46%	0.34%	Liberal
48026	Lethbridge	1 - Safe	15.11%	51.28%	22.67%	0.00%	1.18%	8.51%	1.25%	Conservative
59037	North Island & Powell River	6 - Bubble	12.39%	33.09%	39.34%	0.00%	10.68%	3.93%	0.56%	NDP
59013	Hamilton Centre	7 - Exclude	28.19%	15.95%	45.79%	0.00%	2.84%	5.37%	1.86%	NDP
59003	Kamloops & Thompson & Cariboo	1 - Safe	21.51%	42.93%	21.49%	0.00%	9.87%	3.77%	0.43%	Conservative
59006	Chilliwack & Hope	1 - Safe	13.26%	48.89%	30.07%	0.00%	4.53%	2.58%	0.67%	Conservative
35107	Timmins & James Bay	7 - Exclude	29.71%	25.11%	34.24%	0.00%	1.97%	8.33%	0.64%	NDP
48021	Edmonton & Wetaskiwin	1 - Safe	9.59%	60.25%	21.71%	0.00%	0.67%	6.12%	1.66%	Conservative
59034	Vancouver Centre	7 - Exclude	36.10%	23.76%	25.87%	0.00%	11.10%	2.65%	0.51%	Liberal
12002	Central Nova	6 - Bubble	39.49%	32.62%	20.32%	0.00%	2.00%	5.22%	0.35%	Liberal
59033	Surrey & Newton	7 - Exclude	38.93%	22.52%	34.25%	0.00%	1.96%	1.59%	0.76%	Liberal
59002	Burnaby North & Seymour	7 - Exclude	34.05%	22.80%	34.02%	0.00%	5.19%	2.85%	1.09%	Liberal
35096	Scarborough North	7 - Exclude	50.46%	26.61%	18.89%	0.00%	0.61%	2.71%	0.73%	Liberal
59012	Fleetwood & Port Kells	4 - Victory	35.07%	33.86%	25.09%	0.00%	3.24%	1.96%	0.78%	Liberal
48020	Edmonton West	1 - Safe	17.78%	55.68%	20.09%	0.00%	1.25%	3.49%	1.71%	Conservative
59040	Vancouver South	5 - Majority	44.93%	29.26%	20.88%	0.00%	2.61%	1.05%	1.27%	Liberal
11002	Charlottetown	7 - Exclude	39.36%	24.31%	19.48%	0.00%	10.00%	6.17%	0.68%	Liberal
47010	Saskatoon & Grasswood	1 - Safe	19.28%	51.45%	23.47%	0.00%	1.89%	3.04%	0.87%	Conservative
35040	Huron & Bruce	1 - Safe	27.17%	44.76%	21.52%	0.00%	1.79%	4.38%	0.39%	Conservative
59007	Cloverdale & Langley City	3 - Defend	31.12%	31.93%	30.53%	0.00%	1.90%	4.00%	0.52%	Conservative
48004	Calgary Centre	1 - Safe	23.30%	47.71%	22.59%	0.00%	2.88%	2.42%	1.10%	Conservative
59027	Saanich & Gulf Islands	6 - Bubble	20.21%	25.63%	30.97%	0.00%	18.95%	3.32%	0.92%	Green
35034	Haliburton & Kawartha Lakes & Brock	1 - Safe	21.92%	47.45%	23.26%	0.00%	3.12%	3.79%	0.45%	Conservative
48022	Foothills	1 - Safe	6.93%	69.16%	12.44%	0.00%	1.16%	8.53%	1.77%	Conservative
59025	Richmond Centre	1 - Safe	38.26%	41.23%	15.62%	0.00%	2.49%	1.43%	0.98%	Conservative
59014	Kelowna & Lake Country	1 - Safe	25.51%	49.86%	14.84%	0.00%	3.03%	6.06%	0.70%	Conservative
47002	Cypress Hills & Grasslands	1 - Safe	5.15%	70.90%	10.75%	0.00%	2.15%	7.72%	3.33%	Conservative
48024	Grande Prairie & Mackenzie	1 - Safe	6.32%	70.94%	14.54%	0.00%	1.61%	6.08%	0.51%	Conservative
59026	Esquimalt & Saanich & Sooke	7 - Exclude	15.66%	22.55%	44.37%	0.00%	13.31%	3.32%	0.79%	NDP
10006	St. John's East	7 - Exclude	33.65%	18.97%	41.31%	0.00%	0.90%	4.84%	0.33%	NDP
59031	Steveston & Richmond East	3 - Defend	31.27%	42.69%	19.12%	0.00%	4.24%	1.81%	0.87%	Conservative
35111	Vaughan & Woodbridge	6 - Bubble	40.39%	34.82%	18.36%	0.00%	2.25%	3.65%	0.53%	Liberal
47004	Carlton Trail & Eagle Creek	1 - Safe	6.78%	67.07%	15.72%	0.00%	2.02%	7.14%	1.27%	Conservative
59024	Prince George & Peace River & Northern Rockies	1 - Safe	15.08%	56.46%	13.91%	0.00%	5.37%	8.67%	0.51%	Conservative
48007	Calgary Heritage	1 - Safe	11.51%	54.64%	24.69%	0.00%	1.64%	5.49%	2.04%	Conservative
13002	Beauséjour	7 - Exclude	44.53%	18.65%	19.16%	0.00%	10.12%	6.46%	1.08%	Liberal
59011	Delta	4 - Victory	35.37%	34.34%	24.49%	0.00%	2.92%	2.13%	0.74%	Liberal
59039	Vancouver Quadra	7 - Exclude	40.01%	28.92%	24.18%	0.00%	4.20%	2.03%	0.66%	Liberal
59036	Vancouver Granville	4 - Victory	23.99%	29.48%	22.99%	0.00%	3.93%	14.58%	5.02%	Other
48030	Red Deer & Lacombe	1 - Safe	6.19%	60.88%	16.28%	0.00%	0.79%	13.37%	2.49%	Conservative
47011	Saskatoon & University	1 - Safe	14.89%	41.12%	29.84%	0.00%	2.18%	11.02%	0.95%	Conservative
59015	Kootenay & Columbia	2 - Cautious	7.44%	45.11%	37.74%	0.00%	5.51%	3.66%	0.54%	Conservative

12001 Cape Breton & Canso	5 - Majority	35.34%	33.15%	18.07%	0.00%	2.06%	10.93%	0.45%	Liberal
48023 Fort McMurray & Cold Lake	1 - Safe	9.34%	68.56%	11.17%	0.00%	3.42%	6.69%	0.82%	Conservative
48003 Bow River	1 - Safe	8.26%	67.14%	11.92%	0.00%	1.09%	7.56%	4.03%	Conservative
48017 Edmonton Mill Woods	1 - Safe	33.49%	34.19%	24.48%	0.00%	1.04%	5.67%	1.13%	Conservative
48010 Calgary Rocky Ridge	1 - Safe	20.69%	52.11%	20.09%	0.00%	1.41%	4.05%	1.65%	Conservative
46010 Selkirk & Interlake & Eastman	1 - Safe	9.37%	57.26%	26.28%	0.00%	2.40%	3.75%	0.94%	Conservative
59016 Langley & Aldergrove	1 - Safe	23.03%	42.17%	24.83%	0.00%	5.24%	4.13%	0.60%	Conservative
48029 Red Deer & Mountain View	1 - Safe	5.99%	67.75%	15.08%	0.00%	1.09%	8.83%	1.27%	Conservative
47013 Souris & Moose Mountain	1 - Safe	4.96%	72.79%	10.99%	0.00%	1.49%	8.72%	1.05%	Conservative
46003 Churchill & Keewatinook Aski	7 - Exclude	24.86%	21.35%	46.10%	0.00%	3.13%	3.66%	0.90%	NDP
48032 Sherwood Park & Fort Saskatchewan	1 - Safe	8.34%	60.29%	21.56%	0.00%	2.34%	4.51%	2.96%	Conservative
47003 Desnetha & Mississippi & Churchill River	3 - Defend	25.46%	36.01%	26.29%	0.00%	4.07%	7.24%	0.92%	Conservative
48027 Medicine Hat & Cardston & Warner	1 - Safe	6.97%	66.95%	15.00%	0.00%	1.33%	5.41%	4.34%	Conservative
46006 Kildonan & St. Paul	1 - Safe	25.66%	41.82%	25.50%	0.00%	2.80%	3.21%	1.01%	Conservative
46001 Brandon & Souris	1 - Safe	11.17%	57.78%	19.61%	0.00%	3.07%	6.55%	1.81%	Conservative
47005 Moose Jaw & Lake Centre & Lanigan	1 - Safe	6.11%	60.25%	23.02%	0.00%	2.97%	6.69%	0.97%	Conservative
35087 Richmond Hill	4 - Victory	42.65%	40.36%	10.88%	0.00%	1.63%	3.46%	1.01%	Liberal
59003 Burnaby South	5 - Majority	27.09%	32.00%	30.52%	0.00%	7.70%	1.66%	1.03%	NDP
46012 Winnipeg North	7 - Exclude	39.70%	22.76%	30.49%	0.00%	3.17%	2.95%	0.93%	Liberal
59010 Cowichan & Malahat & Langford	6 - Bubble	11.46%	27.80%	49.71%	0.00%	6.21%	3.86%	0.96%	NDP
35068 Niagara West	1 - Safe	26.51%	41.82%	19.33%	0.00%	3.85%	7.90%	0.59%	Conservative
48002 Battle River & Crowfoot	1 - Safe	4.36%	71.08%	10.49%	0.00%	1.79%	7.84%	4.43%	Conservative
35012 Brampton West	7 - Exclude	44.13%	29.24%	20.82%	0.00%	0.78%	4.47%	0.55%	Liberal
13010 Tobique & Mactaquac	1 - Safe	26.90%	49.43%	12.11%	0.00%	4.41%	6.69%	0.46%	Conservative
35048 Lambton & Kent & Middlesex	1 - Safe	22.45%	46.65%	19.70%	0.00%	3.06%	7.19%	0.96%	Conservative
46011 Winnipeg Centre	7 - Exclude	29.52%	18.86%	38.90%	0.00%	4.08%	7.82%	0.81%	NDP
35002 Algoma & Manitoulin & Kapuskasing	7 - Exclude	16.08%	29.22%	48.16%	0.00%	2.47%	2.97%	1.10%	NDP
35049 Lanark & Frontenac & Kingston	1 - Safe	21.11%	49.31%	20.47%	0.00%	5.00%	3.61%	0.49%	Conservative
35033 Haldimand & Norfolk	1 - Safe	22.00%	47.61%	20.31%	0.00%	2.47%	6.77%	0.84%	Conservative
35083 Perth & Wellington	1 - Safe	18.32%	44.70%	27.65%	0.00%	2.49%	6.33%	0.52%	Conservative
13005 Madawaska & Restigouche	7 - Exclude	39.08%	28.92%	19.87%	0.00%	5.43%	5.78%	0.91%	Liberal
35057 Milton	6 - Bubble	43.24%	33.99%	14.19%	0.00%	3.36%	4.81%	0.41%	Liberal
12010 Sydney & Victoria	4 - Victory	27.41%	30.17%	28.13%	0.00%	2.55%	10.87%	0.87%	Liberal
46008 Provencher	1 - Safe	10.01%	57.45%	18.19%	0.00%	3.94%	8.54%	1.87%	Conservative
13008 New Brunswick Southwest	1 - Safe	24.36%	46.21%	14.18%	0.00%	6.71%	8.11%	0.43%	Conservative
35100 Simcoe North	1 - Safe	26.81%	41.31%	21.39%	0.00%	3.25%	6.74%	0.50%	Conservative
11001 Cardigan	7 - Exclude	43.23%	31.14%	14.31%	0.00%	4.59%	6.37%	0.37%	Liberal
59001 Abbotsford	1 - Safe	16.46%	46.02%	29.18%	0.00%	3.75%	3.94%	0.65%	Conservative
11004 Malpeque	6 - Bubble	36.60%	27.73%	16.14%	0.00%	12.19%	6.94%	0.41%	Liberal
35043 King & Vaughan	4 - Victory	39.28%	37.00%	14.60%	0.00%	4.17%	4.51%	0.45%	Liberal
35009 Brampton East	7 - Exclude	44.73%	24.73%	24.67%	0.00%	0.75%	4.55%	0.57%	Liberal
47001 Battlefords & Lloydminster	1 - Safe	6.76%	66.86%	14.43%	0.00%	2.13%	8.57%	1.25%	Conservative
59042 West Vancouver & Sunshine Coast & Sea to Sky Country	4 - Victory	31.88%	31.32%	20.51%	0.00%	11.04%	4.04%	1.20%	Liberal


61001 Northwest Territories	7 - Exclude	34.38%	26.92%	27.85%	0.00%	4.57%	5.42%	0.86%	Liberal
59038 Vancouver Kingsway	7 - Exclude	25.22%	22.60%	47.44%	0.00%	1.97%	1.83%	0.94%	NDP
62001 Nunavut	6 - Bubble	30.33%	24.86%	35.37%	0.00%	3.52%	4.47%	1.45%	NDP
24001 Abitibi-Baie-James-Nunavik-Eeyou	7 - Exclude	22.95%	18.68%	17.23%	34.90%	2.22%	3.26%	0.75%	BQ
24002 Abitibi-TÃ©miscamingue	7 - Exclude	20.66%	16.46%	8.98%	44.25%	3.48%	5.51%	0.66%	BQ
24003 Ahuntsic-Cartierville	7 - Exclude	54.57%	9.31%	11.35%	18.91%	2.78%	2.59%	0.48%	Liberal
24004 Alfred-Pellan	7 - Exclude	42.16%	15.61%	11.16%	26.36%	2.33%	1.94%	0.43%	Liberal
24005 Argenteuil-La Petite-Nation	7 - Exclude	29.65%	18.55%	12.75%	32.74%	1.55%	3.14%	1.63%	Liberal
24006 Avignon-La Mitis-Matane-MatapÃ©dia	7 - Exclude	25.04%	11.00%	11.53%	47.00%	0.69%	4.25%	0.49%	BQ
24007 Beauce	1 - Safe	22.75%	41.13%	5.97%	19.29%	2.83%	5.57%	2.46%	Conservative
24020 Beauport-CÃ©te-de-BeauprÃ©--Ã©le d'Ã©OrlÃ©ans--Charlevoix	4 - Victory	19.11%	34.46%	7.00%	31.75%	3.95%	2.95%	0.79%	BQ
24008 Beauport-Limoulu	4 - Victory	22.28%	30.24%	12.72%	26.95%	3.85%	1.91%	2.04%	BQ
24009 BÃ©cancour-Nicolet-Sauvel	7 - Exclude	17.62%	16.56%	6.99%	53.81%	2.01%	2.43%	0.58%	BQ
24010 Bellechasse-Les Etchemins-LÃ©vis	1 - Safe	17.81%	46.68%	7.57%	22.70%	2.55%	1.67%	1.02%	Conservative
24011 Beloeil-Chambly	7 - Exclude	25.18%	12.27%	8.27%	46.24%	2.75%	4.83%	0.45%	BQ
24012 Berthier--MaskinongÃ©	7 - Exclude	14.95%	13.31%	27.70%	39.43%	1.22%	2.79%	0.59%	BQ
24015 Bourassa	7 - Exclude	48.73%	11.89%	6.55%	16.06%	1.42%	13.26%	2.08%	Liberal
24016 Brome--Missisquoi	7 - Exclude	30.17%	16.09%	12.47%	35.22%	3.82%	1.76%	0.47%	Liberal
24017 Brossard-Saint-Lambert	7 - Exclude	53.70%	15.97%	9.27%	17.17%	1.70%	1.73%	0.46%	Liberal
24019 Charlesbourg--Haute-Saint-Charles	7 - Exclude	22.23%	35.50%	9.34%	25.00%	3.23%	2.65%	2.04%	Conservative
24021 ChÃ©teauguay-Lacolle	7 - Exclude	37.60%	12.41%	7.39%	36.11%	1.90%	4.06%	0.52%	Liberal
24022 Chicoutimi-Le Fjord	3 - Defend	20.65%	33.03%	11.31%	28.19%	2.38%	3.20%	1.24%	Conservative
24023 Compton-Stanstead	7 - Exclude	27.27%	17.14%	16.92%	31.64%	2.17%	4.31%	0.57%	Liberal
24024 Dorval-Lachine-LaSalle	7 - Exclude	46.93%	13.28%	16.97%	15.99%	1.99%	4.33%	0.50%	Liberal
24025 Drummond	7 - Exclude	18.36%	17.07%	14.48%	44.16%	1.18%	2.48%	2.28%	BQ
24026 GaspÃ©sie--Les Ã©Ziles-de-la-Madeleine	7 - Exclude	34.79%	11.04%	8.93%	37.72%	1.59%	5.34%	0.59%	Liberal
24027 Gatineau	7 - Exclude	46.22%	15.41%	10.72%	22.70%	2.50%	1.89%	0.55%	Liberal
24028 Hochelaga	7 - Exclude	34.00%	9.98%	17.20%	31.00%	4.20%	1.45%	2.18%	Liberal
24029 HonorÃ©-Mercier	7 - Exclude	51.73%	13.75%	7.13%	16.39%	0.96%	9.50%	0.53%	Liberal
24030 Hull--Aylmer	7 - Exclude	53.12%	12.95%	13.71%	12.95%	2.77%	3.50%	1.01%	Liberal
24031 Joliette	7 - Exclude	20.05%	12.57%	5.71%	55.74%	3.27%	2.16%	0.50%	BQ
24032 JonquiÃ©re	5 - Majority	16.55%	24.77%	15.73%	35.88%	3.85%	2.08%	1.14%	BQ
24033 La Pointe-de-l'Ã©Zile	7 - Exclude	27.31%	11.64%	11.21%	45.84%	1.15%	2.29%	0.55%	BQ
24034 La Prairie	7 - Exclude	32.20%	14.10%	7.67%	39.63%	4.00%	1.85%	0.55%	BQ
24035 Lac-Saint-Jean	4 - Victory	22.41%	26.45%	7.39%	35.42%	1.56%	1.81%	4.95%	BQ
24036 Lac-Saint-Louis	7 - Exclude	47.51%	19.17%	22.05%	5.80%	1.51%	3.50%	0.46%	Liberal
24037 LaSalle--Ã©mard--Verdun	7 - Exclude	34.46%	13.17%	17.88%	24.63%	5.72%	3.68%	0.46%	Liberal
24038 Laurentides-Labelle	7 - Exclude	34.12%	12.44%	5.06%	41.67%	2.84%	3.31%	0.56%	BQ
24039 Laurier--Sainte-Marie	7 - Exclude	38.78%	9.50%	19.34%	25.44%	3.45%	2.75%	0.74%	Liberal
24040 Laval--Les Ã©Ziles	7 - Exclude	37.59%	16.27%	18.86%	19.82%	2.76%	4.32%	0.38%	Liberal
24042 LÃ©vis--LotbiniÃ©re	1 - Safe	14.86%	43.60%	8.25%	23.88%	3.04%	5.11%	1.26%	Conservative
24041 Longueuil--Charles-LeMoine	7 - Exclude	38.46%	11.37%	8.11%	34.96%	2.81%	3.03%	1.27%	Liberal
24043 Longueuil--Saint-Hubert	7 - Exclude	34.54%	11.31%	7.55%	36.10%	5.15%	4.22%	1.13%	BQ

24044	Louis-HÃ©bert	7 - Exclude	35.97%	19.55%	10.91%	28.81%	2.07%	1.93%	0.77%	Liberal
24045	Louis Saint-Laurent	1 - Safe	19.79%	47.14%	7.55%	20.00%	2.90%	1.75%	0.87%	Conservative
24046	Manicouagan	7 - Exclude	19.39%	20.77%	5.73%	48.59%	1.74%	3.08%	0.71%	BQ
24065	Marc-AurÃ©le-Fortin	7 - Exclude	38.98%	12.96%	10.32%	32.53%	1.61%	3.12%	0.47%	Liberal
24047	MÃ©gantic--L'Ã©rable	1 - Safe	14.83%	47.14%	7.06%	23.89%	2.93%	3.11%	1.04%	Conservative
24048	Mirabel	7 - Exclude	26.85%	12.92%	5.16%	44.81%	6.49%	3.28%	0.48%	BQ
24049	Montarville	7 - Exclude	36.14%	9.96%	8.29%	39.17%	1.39%	4.25%	0.81%	BQ
24050	Montcalm	7 - Exclude	18.57%	13.96%	5.89%	55.77%	2.05%	3.14%	0.61%	BQ
24051	Montmagny--L'Islet--Kamouraska--RiviÃ©re-du-Loup	3 - Defend	15.55%	40.86%	10.00%	27.11%	3.43%	1.96%	1.11%	Conservative
24052	Mount Royal	7 - Exclude	49.50%	25.45%	13.41%	5.41%	2.34%	3.46%	0.44%	Liberal
24053	Notre-Dame-de-GrÃ©ce--Westmount	7 - Exclude	48.96%	15.71%	16.61%	6.54%	8.93%	2.77%	0.49%	Liberal
24054	Outremont	7 - Exclude	43.49%	10.91%	23.71%	13.97%	4.48%	2.21%	1.22%	Liberal
24055	Papineau	7 - Exclude	47.19%	8.81%	20.37%	16.26%	3.14%	3.41%	0.82%	Liberal
24014	Pierre-Boucher--Les Patriotes--VerchÃ©res	7 - Exclude	29.03%	13.29%	7.60%	45.51%	1.58%	2.57%	0.40%	BQ
24056	Pierrefonds--Dollard	7 - Exclude	50.66%	20.07%	15.72%	8.57%	1.33%	3.21%	0.44%	Liberal
24057	Pontiac	7 - Exclude	40.37%	22.80%	12.50%	15.28%	5.84%	2.89%	0.32%	Liberal
24058	Portneuf--Jacques-Cartier	1 - Safe	17.89%	40.93%	6.34%	21.91%	2.02%	10.14%	0.76%	Conservative
24059	QuÃ©bec	7 - Exclude	25.67%	17.58%	17.36%	31.37%	3.46%	2.63%	1.94%	Liberal
24060	Repentigny	7 - Exclude	26.25%	11.96%	6.63%	49.62%	2.64%	2.31%	0.58%	BQ
24061	Richmond--Arthabaska	1 - Safe	17.58%	43.92%	6.28%	24.72%	2.63%	3.85%	1.01%	Conservative
24018	Rimouski-Neigette--TÃ©miscouata--Les Basques	7 - Exclude	23.48%	12.04%	19.70%	41.32%	0.97%	1.26%	1.23%	BQ
24062	RiviÃ©re-des-Mille-Ã©cles	7 - Exclude	32.93%	12.06%	11.08%	37.92%	3.51%	1.76%	0.73%	BQ
24063	RiviÃ©re-du-Nord	7 - Exclude	22.63%	13.67%	8.75%	48.65%	2.14%	3.51%	0.65%	BQ
24064	Rosemont--La Petite-Patrie	7 - Exclude	24.65%	7.25%	34.29%	27.07%	4.81%	1.43%	0.51%	NDP
24066	Saint-Hyacinthe--Bagot	7 - Exclude	22.31%	15.97%	15.46%	41.93%	1.47%	2.22%	0.63%	BQ
24067	Saint-Jean	7 - Exclude	28.95%	14.85%	6.05%	44.59%	3.59%	1.49%	0.48%	BQ
24068	Saint-Laurent	7 - Exclude	50.58%	26.52%	9.71%	6.93%	1.46%	4.36%	0.44%	Liberal
24069	Saint-LÃ©onard--Saint-Michel	7 - Exclude	54.65%	14.55%	8.71%	8.57%	1.91%	8.70%	2.91%	Liberal
24070	Saint-Maurice--Champlain	7 - Exclude	31.88%	19.24%	8.21%	34.53%	3.71%	1.92%	0.51%	Liberal
24071	Salaberry--SuroÃ©t	7 - Exclude	31.47%	13.28%	8.26%	43.68%	1.11%	1.78%	0.42%	BQ
24072	Shefford	7 - Exclude	28.33%	16.44%	8.99%	35.00%	2.12%	8.52%	0.60%	BQ
24073	Sherbrooke	7 - Exclude	29.87%	13.55%	17.36%	30.86%	3.83%	4.08%	0.45%	Liberal
24075	Terrebonne	7 - Exclude	27.15%	13.19%	5.74%	49.64%	1.52%	2.14%	0.63%	BQ
24013	ThÃ©Ã©se-De-Blainville	7 - Exclude	36.13%	11.65%	7.69%	36.10%	4.71%	2.76%	0.95%	BQ
24076	Trois-RiviÃ©res	4 - Victory	28.18%	23.93%	13.17%	25.67%	2.04%	2.17%	4.84%	BQ
24074	Vaudreuil--Soulanges	7 - Exclude	41.03%	14.21%	12.27%	22.28%	7.73%	1.64%	0.84%	Liberal
24077	Ville-Marie--Le Sud-Ouest--Ã©le-des-SÃ©urs	7 - Exclude	45.37%	13.96%	19.24%	13.87%	4.98%	2.07%	0.52%	Liberal
24078	Virry	7 - Exclude	52.89%	13.91%	8.08%	20.29%	1.27%	3.14%	0.42%	Liberal

Ridings Under Threat

Parliamentary Democracy with FPTP – 338 elections

	Riding	Margin	Green Candidate
1.	Richmond Centre	772	Yes
2.	Steveston—Richmond East	3,477	Yes
3.	Coquitlam—Port Coquitlam	4,547	No
4.	Fleetwood—Port Kells	6,797	Yes
5.	Markham—Stouffville	9,033	Yes
6.	Markham—Unionville	2,999	Yes
7.	Richmond Hill	4,069	No
8.	Willowdale	7,127	Yes
9.	Don Valley North	9,969	Yes
10.	Scarborough—Agincourt	10,082	Yes
11.	Aurora—Oak Ridges—Richmond Hill	1,460	No
12.	Newmarket—Aurora	3,035	Yes
13.	Mississauga—Centre (to a certain extent)	12,329	Yes



9/2/2021

The Canadian version of "Trump"? The leader of the Conservative Party wants to block WeChat and vowed to fight China to the end!

The Canadian version of "Trump"? The leader of the Conservative Party wants to block WeChat and vowed to fight China to the end!

yorkbbs.ca Montréal, Montreal, Canada 4 days ago

莫師傅烘焙工作室 中秋佳節 · 月餅預購

- 台灣古早味月餅-綠豆椪 **\$6.99**
選擇口味：(鹹香豬肉/肉鬆/抹茶/紅豆/綠豆/芋香) \$5.99 蛋黃酥
- 廣式月餅 **\$6.99** A: (白蓮蓉蛋黃/芋頭蛋黃/紅豆沙蛋黃/核桃/杏仁 蔓越莓/椰子/芋頭/黑芝麻)
- **\$5.99** B: (紅豆沙/綠豆沙/白蓮蓉/紅蓮蓉/咖啡/巧克力)

The Canadian version of "Trump"? Scared the baby!

This article comes from the public account: Canada York Forum
WeChat ID: yorkbbs2002


The new leader of the Conservative Party-Erin O'Toole.

Since he was elected as the leader of the Conservative Party, he has attracted the attention of many Chinese because he really loves cue China!

Although the Conservative Party has always been less friendly to China, O'Toole is significantly more radical and tougher than his predecessor, Schell.

9/2/2021

The Canadian version of "Trump"? The leader of the Conservative Party wants to block WeChat and vowed to fight China to the end!



O'Toole and Trudeau hold opposite attitudes towards China

Recall that 5 years ago, when Trudeau was asked about the country he admired the most during the campaign, he said that he admired China the most, because China's system of one-party governance and multi-party participation in politics always allows the government to act quickly and implement it. Agenda.

But for the same issue of his "most admired country", O'Toole specifically published his own statement...

O'Toole said that the country he admires most is the country he will devote his life to serving-Canada.

And think that he will soon be able to convince Canadians to trust him and make him the next prime minister.

9/2/2021

The Canadian version of "Trump"? The leader of the Conservative Party wants to block WeChat and vowed to fight China to the end!

But before that, he believes that Canadians should first understand his position on China.

O'Toole said: If he becomes prime minister, he will confront China.

NATIONAL POST


Full Comment

Erin O'Toole: As prime minister, I will stand up to China

Every time we refuse to stand up for liberty and our core beliefs and interests as a nation in the face of aggression from the Chinese regime, we legitimize its behaviour and encourage more bad actions

Special to National Post & Erin O'Toole

Sep 01, 2020 • Last Updated 23 hours ago • 4 minute read



9/2/2021

The Canadian version of "Trump"? The leader of the Conservative Party wants to block WeChat and vowed to fight China to the end!

According to the Canadian Broadcasting Corporation (CBC), on February 22, the Conservative Party initiated a proposal to claim China's so-called "genocide" against Xinjiang Uyghurs. In a vote in the Canadian House of Representatives, 266 of the 338 members voted in favor. . The resolution was passed.

On February 16, O'Toole, the leader of the Conservative Party, urged the Canadian government to put pressure on the International Olympic Committee to replace the host country of the 2022 Winter Olympics on the grounds of China's "genocide" in Xinjiang.

This request was rejected by the Canadian Olympic Organizing Committee.

In response to O'Toole's remarks, Trudeau said that Canada and the International Olympic Committee are studying this issue, saying that "we will certainly continue to pay close attention", but he hesitated to use the term "genocide".

O'Toole attributed the predicament of China-Canada relations to the "weakness" of the Trudeau government, claiming that "the government has made serious mistakes on security and trade issues," and suggested setting up a special committee to comprehensively review Canada-China relations.


In addition, O'Toole called on the Trudeau government to take a "tougher" stance against China and Huawei, including "blocking" Huawei in the country's 5G network construction within 30 days, and banning companies and applications controlled by China (mobile phones). APP, such as WeChat)

9/2/2021

The Canadian version of "Trump"? The leader of the Conservative Party wants to block WeChat and vowed to fight China to the end!

- Join the UK proposition for a Digital 10 to protect the data and cyber sovereignty of free societies by isolating the PRC's data mining technologies and banning PRC-controlled companies' applications.
- Ban Huawei from involvement in 5G in Canada, then sanction them globally for violating international financial rules, conducting espionage and strengthening authoritarianism, and


Trudeau emphasized that there is no need to escalate the dispute with China.



Many Chinese have expressed their support for the Liberal Party after learning of O'Toole's attitude towards China.

9/2/2021

The Canadian version of "Trump"? The leader of the Conservative Party wants to block WeChat and vowed to fight China to the end!



👍 77

这么看来杜鲁多还真是不错！我还是继续自由党吧，好歹对我们移民好点。谁禁微信我跟谁急！



👍 72

华人需团结一致，决不会投他的票。

Some netizens originally had great opinions on the Liberal Party, but now they can only choose the Liberal Party next time. After all, the Conservative Party is even worse.

9/2/2021

The Canadian version of "Trump"? The leader of the Conservative Party wants to block WeChat and vowed to fight China to the end!

Some netizens said that Canada is a diversified country of immigrants. If the Conservative Party's far-right is elected, Canada's multiculturalism will no longer exist, and WeChat may also be banned.

WeChat is an indispensable app for many Chinese. It is used to contact family and friends. The ban on WeChat alone has aroused opposition from many Chinese Canadians.

Canadian version of Trump

In December of last year, someone discovered that the door of the "Hello Everyone" restaurant in the Toronto area was posted with a picture prompting to wear a mask and printed "Please wear a mask to prevent

9/2/2021

The Canadian version of "Trump"? The leader of the Conservative Party wants to block WeChat and vowed to fight China to the end!

Wuhan unidentified pneumonia". Within a few hours after the information was exposed online, the store and his supporters and protesters had fierce disputes on the Internet.

Someone posted an open letter in both Chinese and English on the restaurant door, hoping that the store would treat customers who spoke Cantonese and Mandarin the same. The person who posted the open letter was attacked by cybercrime and was fired from the company where he was threatened to work.

On December 10, the police went to the store to deal with it, and the store removed the sign that said "Wuhan pneumonia" on the same day. From the evening of the 9th to the morning of the 10th, the restaurant glass was graffiti.

9/2/2021

The Canadian version of "Trump"? The leader of the Conservative Party wants to block WeChat and vowed to fight China to the end!

So far, the incident itself is still a disparity among the people. Many Chinese are offended by this title and have made some radical counterattacks.

But after the politicians came off the stage, the incident was brought to life by the media and used by politicians. In the end, it turned out to be a national security issue.

列治文山的华裔市议员陈志辉（Godwin Chan）在推特上发布声明，将事件定性为是对“本地生意的破坏行为”，完全未提及事件来龙去脉。

9/2/2021

The Canadian version of "Trump"? The leader of the Conservative Party wants to block WeChat and vowed to fight China to the end!

National Post发表了文章，叙述了事件，但是将“武汉肺炎”这个“导火索”淡化为原因之一，且将警方立案信息的发布放在了涂鸦发生之后，让不明真相的读者忽略了警方已经针对店家使用“武汉肺炎”的标识而立案。

奥图尔转推了National Post的报道，并评论：“这是显然无法接受的。一家企业由于支持加拿大人共有的相同价值观和权利而受到侵犯。自由党政府必须承认外国干涉势力是一个真正的威胁。当地居民：请尽你所能点这家店的外卖来支持他们！”

9/2/2021

The Canadian version of "Trump"? The leader of the Conservative Party wants to block WeChat and vowed to fight China to the end!

由此，民众对“武汉肺炎”这一错误命名的抗议活动被奥图尔指责为外国势力干涉、对加拿大国家安全和价值观的“真正的威胁”。将普通的民众争执上升到国家安全高度、扣上了“外国势力干涉”的大帽子。

----- 分割线 -----

这个做法。。。像不像隔壁的特朗普。

就在本周，一封为安省保守党竞选活动捐款的信件引起了民众的反对，因为它被设计成了发票的形式。

虽然明眼人都能看出这些“发票”并不是真实的、强制性的收费，但很多都被这种方式震惊了。

9/2/2021

The Canadian version of "Trump"? The leader of the Conservative Party wants to block WeChat and vowed to fight China to the end!

自由党毫不留情的回应到，这些信件具有误导性，“类似于那些旨在欺骗弱势群体的虚假账单诈骗。诈骗捐助者出自唐纳德特朗普的剧本。”

特朗普筹款信，你说像不像？

9/2/2021

The Canadian version of "Trump"? The leader of the Conservative Party wants to block WeChat and vowed to fight China to the end!

虽然奥图尔反复表明了自己对华的强硬态度，但他强调：

他一定会确保加拿大人意识到，他与中国政府的分歧，和中国这个国家本身、中国人民或加拿大华人没有关系。

同时，他也不允许任何歧视华人的事件因此而发生。

奥图尔认为，绝大多数华人移民到加拿大的目的，就是为了得到他们在“那里”永远无法拥有的自由与机会。

这句话，大家细品一下吧。

9/2/2021

The Canadian version of "Trump"? The leader of the Conservative Party wants to block WeChat and vowed to fight China to the end!

若他当选， 中加关系将何去何从？

如果这一切政策一一实现，在加拿大的华人真的能如他所说，不会受到任何歧视，地位也不会下降吗？

重点是，华人受到歧视的新闻本身也从未离开过呀！

更不要提自特朗普说出那句ChineseVirus之后，华人和亚裔受到歧视的案例明显增多。

知名华裔脱口秀演员黄西曾在文章里这样说：

十几年前我开始讲脱口秀的时候在台上说我来自中国，观众会鼓掌，然后我说我在得克萨斯住了几年，大家起哄。那时候感觉中国比美国德州还受欢迎。也的确，十几年前，60%的美国人是对中国有好感的。

9/2/2021

The Canadian version of "Trump"? The leader of the Conservative Party wants to block WeChat and vowed to fight China to the end!

最近是大约70%的美国人敌视中国，因为美国政客和媒体近几年一直在妖魔化中国。只要中国被妖魔化，所有在美国的华人，不管你是来自大陆，香港，还是台湾，都不会有好日子过。

此时距离下一次选举还有一段时间，大家还需要更多的了解这位总理候选人。

9/2/2021

The Canadian version of "Trump"? The leader of the Conservative Party wants to block WeChat and vowed to fight China to the end!

反对强制接种疫苗

最后，奥图尔与特鲁多对疫苗的态度也是相反的。

特鲁多自从疫情伊始，就购买了大量的疫苗，并在最近表示要给联邦雇员、政府员工、教师、医护等岗位的人强制接种疫苗，以此来保护民众。

而奥图尔称：如果是保守党掌控政府，就不会强制联邦雇员和航空旅客接种疫苗，而是为他们做核酸检测。

奥图尔指控自由党就是想把强制接种疫苗政治化。

“加拿大人想要一个合理和平衡的方法，来保证他们有可以为自己的健康和安全的权利。”

“他们不会希望疫情被政治化，疫苗也不是政治问题。”

但他本人在2020年9月确诊了新冠。

新民主党或将异军突起

9/2/2021

The Canadian version of "Trump"? The leader of the Conservative Party wants to block WeChat and vowed to fight China to the end!

调查发现，只有28%的受访者表示喜欢保守党领袖奥图尔，48%的人不喜欢他，高达24%的人表示对他不太了解，因此无法发表意见。

即使在可能投票给保守党的人群中，也只有69%的人喜欢奥图尔，而自由党选民有93%的人喜欢杜鲁多，新民主党选民有92%的人喜欢驹勉诚。

益普索的公共事务首席执行官布里克 (Darrell Bricker) 评论说，调查结果显示，“新民主党的领袖已经对特鲁多及其领导能力提出了最严峻的挑战。”

布里克指出，奥图尔的这种情况在竞选活动中并不常见，因此无论在他自己的党内，还是在加拿大选民中，显然都处于比较困难的境地。

不过对奥图尔有利的是，人们对现任总理的不满程度，使得奥图尔改变这些数字的可能性变得非常现实。


希望待到将来选举时，各位手中的选票，能经过深思熟虑再谨慎投出.....

9/2/2021

又一个特朗普！加拿大保守党党魁要封杀微信，誓与中国对抗到底！

又一个特朗普！加拿大保守党党魁要封杀微信，誓与中国对抗到底！

VanPeople人在温哥华 5 days ago



移民疑难杂症？就找鸿泰！



商业投资 雇主担保 家庭团聚 续卡入籍

保姆护理 难民上诉 公校申请 翻译公证

广告

加拿大鸿泰移民与投资

Hawking Immigration & Investment Corp.

温哥华

电话：604-265-0042
地址：242-515 W Pender St. V6B 6H5

上海

电话：86-167-2215-4716
地址：国权路39号财富国际广场金座2123室





第三代试管婴儿 针对大龄 单身 捐卵 同性

9/2/2021

又一个特朗普！加拿大保守党党魁要封杀微信，誓与中国对抗到底！



第三代试管婴儿



Maple Leaf Fertility

+丰富的成功生育经验

- 大龄 • 单身 • 捐卵 • 同性
- 第三方辅助生育

www.mapleleafertility.com

☎ 604-636-7002

诚邀阁下前来体验正宗意大利量身私人订制

VanPeople 的最新 APP, 你还没下载??

各种温哥华猛料! 就在这儿!

二维码在最底下!!!

离大选的日子越来越近了，加拿大各党派最近都在使用各种招数拉选票。

除了承诺给民众继续发钱，各党党魁还是出了浑身解数来造舆论获取关注度。

9/2/2021

又一个特朗普！加拿大保守党党魁要封杀微信，誓与中国对抗到底！

其中保守党党魁奥图尔（Erin O'Toole）就把眼睛盯上了华人社区，不过他可不是要和华人民众搞好关系，而是扬言一旦当选就誓与中国对抗到底！

奥图尔在采访中表示：“中国多年来一直试图干扰加拿大内政，而且中国对新疆维吾尔族等实施所谓“种族灭绝”是难以容忍的！”

9/2/2021

又一个特朗普！加拿大保守党党魁要封杀微信，誓与中国对抗到底！

因此他认为加拿大应该坚决地站在中国的对立面，抗议中国进行的不正当行为。

奥图尔可不是说说而已。

早在今年2月16日，奥图尔就几次三番地催促加拿大政府向国际奥委会施压，以中国在新疆进行“种族灭绝”为由，要求替换2022年冬奥会主办国。

不过他的建议被时任总理的特鲁多挡下了，因为特鲁多认为“种族灭绝”这个词用的太不谨慎，而且加拿大奥组委也表示拒绝奥图尔的请求。

9/2/2021

又一个特朗普！加拿大保守党魁要封杀微信，誓与中国对抗到底！

于是奥图尔公开指责特鲁多软弱无能，而且称他的这项决定有着“致命的错误”。

之后奥图尔又在近日表示：自己一定并且很快会取代特鲁多，成为加拿大的下一任总理。

并且他说一旦自己当选，将要对中国和华为采取“更强硬”立场，包括在30天内在该国5G网络建设中“封杀”华为，并禁掉被中国控制的公司和应用程序(手机APP，如微信)！

9/2/2021

又一个特朗普! 加拿大保守党魁要封杀微信, 誓与中国对抗到底!

看着以上这些招数大家有没有觉得似曾相识?

感觉奥图尔就像是前美国总统特朗普的“嫡传弟子”一般, 完全继承了特朗普的衣钵。

其实奥图尔做事完全向特朗普“看齐”这一点早有迹象。

2020年12月, 加拿大多伦多地区某餐厅的橱窗上竟然张贴了以下标语: 请戴上口罩, 预防武汉不明肺炎。

9/2/2021

又一个特朗普！加拿大保守党魁要封杀微信，誓与中国对抗到底！

一时群情激愤，很多附近的华人居民都感受到了深深的歧视和恶意。大家纷纷来到该餐厅门口抗议要该商铺撤下此标语。

随着该事件在网上发酵，奥图尔也嗅到了“机会”。

9/2/2021

又一个特朗普！加拿大保守党魁要封杀微信，誓与中国对抗到底！

他发文称：“任何一个商家都有张贴自己意见的权利，**这些反对的声音来自外国干涉势力**，这是一个真正的威胁。”

于是奥图尔呼吁其他居民多来该餐厅消费，抵制那些反对标语的人群。

9/2/2021

又一个特朗普！加拿大保守党魁要封杀微信，誓与中国对抗到底！

这些操作像极了当年说出ChineseVirus(中国病毒)的特朗普。他们俩不顾是非曲直，利用全球人民对新冠疫情的愤怒转嫁到中国一方，使全球华人的处境极其被动。随后北美各地都出现了严重的种族歧视运动，不少华人居民遭到了莫大的伤害。

9/2/2021

又一个特朗普！加拿大保守党魁要封杀微信，誓与中国对抗到底！

奥图尔都已经把自己对华的强硬态度表达的这么彻底了，他竟然还说：“他与中国政府的分歧，和中国这个国家本身、中国人民或加拿大华人没有关系。同时，他也不允许任何歧视华人的事件因此而发生。”

9/2/2021

又一个特朗普！加拿大保守党党魁要封杀微信，誓与中国对抗到底！

如果他真的当选了下一任加拿大总理，歧视华人的事件怎能不飙升？！

他的这一套说法根本不能自治，简直是有想当*子又要立牌坊。

奥图尔还抨击特鲁多领导的加拿大自由党在防治新冠疫情方面有问题。

他认为不应该强制居民接种疫苗，每个人都应该有选择的权利。他本人就对打疫苗这件事不是很上心。

9/2/2021

又一个特朗普! 加拿大保守党魁要封杀微信, 誓与中国对抗到底!

于是去年9月奥图尔“成功”感染了新冠。。。。

调查发现, 只有28%的受访者表示喜欢保守党领袖奥图尔, 48%的人不喜欢他。

加拿大的大选是每个居民行使自己权利的重要机会, 各位华人小伙伴在投票之前一定要好好了解候选人的资料, 免得以后后悔!

**下载Vanpeople新版APP
大温资讯第一时间推送到你手机**

**闪购礼品馆
美心半岛月饼独家上线
让你在家就能搞定中秋**

p 保守党奥图尔称：一旦当选下届加总理，先禁微信再打压华为！誓和中国对抗到底！

The Conservative Party O'Toole said: Once elected as the next prime minister of Canada, First ban WeChat and then suppress Huawei! Swear to fight China to the end!

OriginalCEIC加信移民快讯 www.ceic.ca

收录于话题
#加拿大 20
#政治 3



8 月即将结束，距离联邦大选也越来越近了，四大党派最近都在花式拉票。除了承诺继续发钱，各党党魁还使出浑身解数来造舆论获取关注度。

August is about to end, and the federal election is getting closer and closer. The four major parties have recently been canvassing voters. In addition to promising to continue to send (give away) money, All party leaders tried their best to create public opinion to draw public attention

保守党党魁奥图尔（Erin O'Toole）就把眼睛盯上了中国。他可不是要和华人民众搞好关系，而是扬言一旦当选，就誓与中国对抗到底！

The leader of the Conservative Party, Erin O'Toole, set his sights on China. He is not trying to build a good relationship with the Chinese people, but threatening to fight China to the end once he is elected!

NP Comment

Erin O'Toole: It's time for Canada to stand up to China, and stand up for freedom

奥图尔在采访中表示：“中国一直在试图干扰加拿大内政，而且对新疆维吾尔族等实施所谓“种族灭绝”，令人发指！”


O'Toole said in an interview: "China has been trying to interfere with Canada's internal affairs, and the so-called "genocide" against Uyghurs in Xinjiang, etc. is outrageous!"

因此他认为加拿大应该坚决地站在中国的对立面，反对中国的不正当行为。

奥图尔可不是说说而已。

Therefore, he believes that Canada should stand firmly on the opposite side of China and oppose China's improper behavior.

O'Toole is not just talking.



今年 2 月 16 日，奥图尔多次催促加政府向国际奥委会施压，以中国在新疆进行“种族灭绝”为由，要求替换 2022 年冬奥会主办国。

不过他的建议被总理特鲁多挡下了，因为特鲁多认为“种族灭绝”这个词过于激进，而且加拿大奥组委也拒绝了奥图尔的请求。

奥图尔恼羞成怒，公开指责特鲁多软弱无能，称他的这项决定有“致命的错误”。

他在近日又表示：自己将很快会取代特鲁多，成为加拿大的下一任总理。

并且他说一旦当选，将要对中国和华为采取强硬措施：将在加 5G 网络建设中，“封杀”华为，并禁掉被中国控制的手机 APP，其中就包括微信！

On February 16th 2021, O'Toole repeatedly urged the Canadian government to pressure the International Olympic Committee to replace the host country of the 2022 Winter Olympics on the grounds of China's "genocide" in Xinjiang.

However, his proposal was blocked by Prime Minister Trudeau because Trudeau thought the term "genocide" was too radical, and the Canadian Olympic Organizing Committee also rejected O'Toole's request.

O'Toole became angry and publicly accused Trudeau of weakness and incompetence, calling his decision a "fatal mistake."

He said recently that he will soon replace Trudeau and become the next prime minister of Canada.

And he said that once he is elected, he will take tough measures against China and Huawei: Huawei will be "banned" during the construction of the 5G network in Canada, and mobile apps controlled by China will be banned, including WeChat!



看着这些疯狂言论，有没有觉得似曾相识？奥图尔就像是前美国总统特朗普 2.0，完全继承了他的衣钵。

其实奥图尔向特朗普“看齐”这一点，早有迹象。

2020 年 12 月，加拿大多伦多某餐厅的橱窗上竟张贴了这个标语：请戴上口罩，预防武汉肺炎。

Looking at these crazy remarks, do you feel familiar? O'Toole is like former U.S. President Trump 2.0, who has completely inherited his mantle.

In fact, O'Toole has already shown signs that he is "matching" Trump.

In December 2020, the slogan below was posted on the window of a restaurant in Toronto, Canada: Please wear a mask to prevent Wuhan pneumonia.



一时群情激愤，很多附近的华人都感受到了深深的歧视，纷纷前往该餐厅抗议要求餐厅撤下此标语。


随着该事件在网上发酵，奥图尔也嗅到了“机会”。

他发文称：“任何商家都有张贴自己意见的权利，这些反对的声音来自外国干涉势力，那才是真正的威胁。”

For a while, the sentiment was infuriated, and many nearby Chinese felt the deep discrimination and went to the restaurant to protest and demand the restaurant to remove the slogan.

As the event fermented online, O'Toole also smelled an "opportunity."

He issued an article saying: "Any business has the right to post their own opinions. These opposing voices come from foreign interference forces. That is the real threat."



于是奥图尔呼吁其他居民多来该餐厅消费，抵制那些抗议标语的华人。

这些操作像极了当年说新冠是中国病毒的特朗普。不顾是非曲直，将全球人民对新冠疫情的愤怒转嫁到中国，使全球华人的处境堪忧。

随后北美各地都出现了严重的种族歧视事件，不少华人遭到了莫大的伤害。

奥图尔反华情绪表达地如此彻底，竟然还说：“他与中国政府的分歧，和中国这个国家、中国人民或加拿大华人没有关系。同时，他也不允许任何歧视华人的事件发生。”

So O'Toole appealed to other residents to come to the restaurant to spend more, and to boycott those Chinese who protested the slogan.

These operations are very similar to Trump who said that the new crown is a Chinese virus. Regardless of right and wrong, the anger of the people around the world against the new crown epidemic is transferred to China, making the situation of Chinese people around the world worrisome.

Afterwards, serious incidents of racial discrimination occurred in various parts of North America, and many Chinese were greatly harmed.

O'Toole expressed his anti-Chinese sentiment so thoroughly that he even said: "His disagreements with the Chinese government have nothing to do with China, the Chinese people, or Canadian Chinese. At the same time, he does not allow any discrimination against Chinese people."



如果奥图尔成功当选下一任加拿大总理，歧视华人的事件能不飙升？！

奥图尔还抨击由特鲁多领导的加拿大自由党，在防治疫情方面有问题。

他认为不应该强制居民接种疫苗，每个人都应该有选择的权利。他本人就对打疫苗这件事不是很上心。

于是，去年 9 月奥图尔“成功”感染了新冠。

调查发现，只有 28%的受访者表示喜欢保守党领袖奥图尔，48%的人不喜欢他。

加拿大的大选是大家行使自己权利的重要机会，华人朋友们在投票之前一定要好好了解候选人的背景！

If O'Toole is successfully elected as the next prime minister of Canada, can the incidents of discrimination against the Chinese not soar? !

O'Toole also criticized the Canadian Liberal Party, led by Trudeau, for its problems with the prevention and control of the pandemic.

He believes that residents should not be forced to vaccinate, and everyone should have the right to choose. He himself is not very concerned about the vaccination.

As a result, O'Toole "successfully" infected the COVID-19 virus in September last year.

The survey shows that only 28% of respondents said they liked O'Toole, leader of the Conservative Party, and 48% disliked him.

The general election in Canada is an important opportunity for everyone to exercise their rights. Our Chinese friends must understand the background of the candidates before voting!

This morning, one of my Chinese friends forwarded me an article entitled "Another Trump Block WeChat...", which is about the leader of the Conservative Party of Canada. I am shocked by this fake news, full of distorted and misleading information. Ethnic Chinese people play an important role in Canadian's multicultural society and are concerned about the Canada-China relationship. Erin has indeed indicated that he will "stand up to China and stand up for freedom", because freedom and democracy are part of Canadian's core values, for which most Canadians stand. However, Erin didn't, under any circumstances say that he will "block WeChat". During this internet age, it is frustrating to try to distinguish truth from the false information going around. However, I hope you will take the time to validate and discern what is true and, in the end - make the right choice!

John Weston Former MP and Conservative Candidate for West Vancouver - Sunshine Coast - Sea to Sky Country

今天有华人朋友给我转发了一篇题为“下一个川普，封杀微信”的关于保守党党魁 Erin O'Toole 的文章，我非常震惊于这则假消息以及文中所充斥的对事实的歪曲和误导。华裔移民是加拿大多元文化社会的重要组成部分，也非常关心中加关系。Erin 曾明确表示他会，“stand up to China and stand up for freedom”。民主和自由是加拿大核心价值观的一部分，因此我们每个人都应该捍卫它。然而 Erin 没有在任何场合发表过任何关于“封杀微信”的言论。在这个互联网的时代，铺天盖地的各种真假信息的确很让人沮丧，我们相信您作为加拿大的合法选民，有能力质疑、确认、核实此类信息的来源，谨慎地做出您的选择！


加拿大保守党前国会议员，现保守党 West Vancouver-Sunshine Coast -Sea to Sky Country 候选人

John Weston

UnionPay
银联

云闪付
UnionPay

奧圖爾保守黨要以下
危險武器重新蔓延街頭



奧圖爾保守黨與槍枝利益集團結黨營私
卻讓您的孩子和老人暴露於槍枝暴力的危險之下

面對反亞裔仇恨和種族歧視，奧圖爾不僅
無動于衷，更在國會投票支持鼓勵時任
保守黨議員斯隆的歧視言論

您覺得保守黨在乎我們嗎？



豐泰 FOOD MART
THIS LANE ACCEPT 本綫接受

CASH 現金

12:09



< 4

孙智勇



说实话，三政党的毛病都不少。没有一党是称心如意的。但我们总要择其一，唯有选一个最有机会照顾好加拿大经济大局及华裔利益者。

保守党 O'Toole 的政策，尤其是他全面反中的强硬态度，就全像美国的跟尾狗 Poodle。如他执政，加拿大将像美国，成为排华先锋，走向难以自拔的困局。

NDP 在亚星领导下，更喜向劳工阶层派糖。他们只懂花钱，难以使加拿大复兴经济。

自由党杜鲁多处理疫情表现不错，孟小姐事件他有口难言，料最终能获释放，5G 尚未关掉华为的门。他最有机会恢复中加关系，使加拿大重获繁荣。

中共在最初数十年，犯了十分可怕的错误。近数十年，已摸出了一条真正以民为本自我检讨改革的中国式社会主义道路。大量事实证明，今天中国在新的体制下，在飞跃广发展。14 亿多中国人，已脱贫，他们讲求和平友爱。能和中国保持友好往来，加拿大的经济也定会一腾飞。

我们华人一定要团结一致，不要让剧烈排华的保守党执政。大家华裔



10:19

◀ Search



< 22

李争艳



作为华人，无论你平时的政见如何，对几党和党魁个人的好恶怎样，在这样一个对华人的生存和命运将会发生重大改变的关头，无论如何都不应该把选票投给推动全面反华的保守党。中加关系的深入恶化对华人是大祸。华人在加拿大只占5%的比例，我们更应该团结起来求自保。特鲁多政府再不好，但在倡导多元文化、各族裔平等、保护弱势族裔的自由党治下，华人的基本生命安全还是受到保障的。疫情刚刚初起，对华裔的攻击有所抬头时，总理特鲁多在第一时间就站出来为华裔讲话，力撑华裔。世界不太平，生存最重要。作为少数族裔，作为在疫情和经济衰退漩涡中即将被锁定的替罪羊，本次大选，我们只有别无选择的投票给自由党，尽力阻止保守党极端反华势力上台主导加拿大对内对外政策，威胁加拿大华人的生存和生命安全。多元文化始终是我们在加拿大赖以生存的根基。

华人危，速自救。请大家积极行动起来，动员周围的朋友家人在9月20日大选一定要把票投给自由党，阻止极端反华保守党上台。@all



10:19



◀ Search

< 22

李争艳



回开级。

如果说印尼排华大屠杀数字太大太惨烈，令我们的情绪排斥理智，不愿意相信它会发生在加拿大，那么看看特朗普一句 Chinese virus，多少华人就得战战兢兢，那么多的街头暴力攻击，头破血流，大量华裔科学家遭受迫害。如果把加拿大特朗普选上台，美国华人的遭遇就是我们未来的预演。不用明目张胆再立排华法案，只要对歧视华人的案件、风气视而不见听之任之就是一种强烈的鼓励信号，不仅歧视华人个案会增加，而且可能催生各种激进的社会组织和团体犯罪，一旦失控，就将对华裔的大灾难。

在中加关系正常，国内大环境相对和平安全的时期，无论哪个党上台，至少对华人的安全和生存问题都没有太大影响。而如今，情况已经全然不同。作为华人，一定要有危机意识。经济问题，无论哪个党上台，加拿大都摆脱不了美国经济附庸的地位。宣扬保守党长于经济能救加拿大于水火，完全是毫无根据的论断。

作为华人，无论你平时的政见如何，对几党和党魁个人的好恶怎样，在这样一个对华人的生存和命运将会发生重大改变的关头，无论如何都不应该把选票投给推动全面反华的保守党。中加关系的深入恶



10:19



◀ Search

< 22

李争艳



《谈华社危机，呼吁采取行动自救：阻止极端保守党！》[作者：张波]：保守党和自由党在若干政策上已经非常接近。在对华态度上，保守党比自由党强硬数倍，这是我们华人的危机。

受中美关系巨大变化的影响，抗疫的失败和由之带来的对经济的重创，社会危机和矛盾加剧，不同的政党和政客在寻求不同的解决之道。保守党党魁凹凸既然敢把全面反华作为一面旗帜在竞选当中展现，就说明社会当中已经集聚起了不少这样的情绪被政客捕捉到，并把它公开化和升级来迎合民意拉拢选民获得选票上台。

在中加关系历史上，我们没有经历过在已经恶化的中加关系上有政客以推动中加关系全面恶化为对外关系的方向之一，它的后果对在加华人的影响难以预料。我们所处的环境已经改变，它不再是太平盛世。社会一有危机难以解决时，一定会寻找 easy target 下手。放眼各种族各人群，如今这个角色非华裔莫属。伴随着对外反华的升级，对内一定会是对华人的歧视和迫害的全面升级。

如果说印尼排华大屠杀数字太大太惨烈，令我们的情绪排斥理智，不愿意相信它会发生。在加拿大，那么



10:19

◀ Search



< 22

李争艳



作为华人，无论你平时的政见如何，对几党和党魁个人的好恶怎样，在这样一个对华人的生存和命运将会发生重大改变的关头，无论如何都不应该把选票投给推动全面反华的保守党。中加关系的深入恶化对华人是大祸。华人在加拿大只占5%的比例，我们更应该团结起来求自保。特鲁多政府再不好，但在倡导多元文化、各族裔平等、保护弱势族裔的自由党治下，华人的基本生命安全还是受到保障的。疫情刚刚初起，对华裔的攻击有所抬头时，总理特鲁多在第一时间就站出来为华裔讲话，力撑华裔。世界不太平，生存最重要。作为少数族裔，作为在疫情和经济衰退漩涡中即将被锁定的替罪羊，本次大选，我们只有别无选择的投票给自由党，尽力阻止保守党极端反华势力上台主导加拿大对内对外政策，威胁加拿大华人的生存和生命安全。多元文化始终是我们在加拿大赖以生存的根基。

华人危，速自救。请大家积极行动起来，动员周围的朋友家人在9月20日大选一定要把票投给自由党，阻止极端反华保守党上台。@all



《谈华社危机，呼吁采取行动自救：阻止极端保守党！》[作者：张迪1. 保守党和自由党左派工政]



10:19

◀ Search



< 22

李争艳



四川 李争艳。

如果说印尼排华大屠杀数字太大太惨烈，令我们的情绪排斥理智，不愿意相信它会发生在加拿大，那么看看特朗普一句 Chinese virus，多少华人就得战战兢兢，那么多的街头暴力攻击，头破血流，大量华裔科学家遭受迫害。如果把加拿大特朗普选上台，美国华人的遭遇就是我们未来的预演。不用明目张胆再立排华法案，只要对歧视华人的案件、风气视而不见听之任之就是一种强烈的鼓励信号，不仅歧视华人个案会增加，而且可能催生各种激进的社会组织和团体犯罪，一旦失控，就将对华裔的大灾难。

在中加关系正常，国内大环境相对和平安全的时期，无论哪个党上台，至少对华人的安全和生存问题都没有太大影响。而如今，情况已经全然不同。作为华人，一定要有危机意识。经济问题，无论哪个党上台，加拿大都摆脱不了美国经济附庸的地位。宣扬保守党长于经济能救加拿大于水火，完全是毫无根据的论断。

作为华人，无论你平时的政见如何，对几党和党魁个人的好恶怎样，在这样一个对华人的生存和命运将会发生重大改变的关头，无论如何都不应该把选票投给推动全面反华的保守党。中加关系的深入恶化对化人目十强 化人在加合十口



10:19

◀ Search



< 22

李争艳



《谈华社危机，呼吁采取行动自救：阻止极端保守党！》[作者：张波]：保守党和自由党在若干政策上已经非常接近。在对华态度上，保守党比自由党强硬数倍，这是我们华人的危机。

受中美关系巨大变化的影响，抗疫的失败和由之带来的对经济重创，社会危机和矛盾加剧，不同的政党和政客在寻求不同的解决之道。保守党党魁凹凸既然敢把全面反华作为一面旗帜在竞选当中展现，就说明社会当中已经集聚起了不少这样的情绪被政客捕捉到，并把它公开化和升级来迎合民意拉拢选民获得选票上台。

在中加关系历史上，我们没有经历过在已经恶化的中加关系上有政客以推动中加关系全面恶化为对外关系的方向之一，它的后果对在加华人的影响难以预料。我们所处的环境已经改变，它不再是太平盛世。社会一有危机难以解决时，一定会寻找 easy target 下手。放眼各种族各人群，如今这个角色非华裔莫属。伴随着对外反华的升级，对内一定会是对华人的歧视和迫害的全面升级。

如果说印尼排华大屠杀数字太大太惨烈，令我们的情绪排斥理智，不原音相信它发生在加拿大 那么



12:09



< 4

孙智勇



(作者：一位八十二歲的老華僑)

各位华裔侨胞,

尚僅余约二周多，数年一度的联邦大选又到了。

能由民间选择国家领导人及其立法执法班子，本是民主制度的重大优点。但合格选民要投票及投对票，这优点才能充份发挥。

加拿大的多元文化举世有名。华裔是白种民族以外的最大有色人种，假如我们能像印裔及菲裔那样利用好我们自己的选票，不但我们的利益得到更好的保护，我们所受的蔑视和仇恨，将会大大降低。

今年竞选的三大政党是：

- 1) 执政的自由党， Liberal Party, 其党领为杜鲁多， Trudeau
- 2). 来势汹汹的保守党， Conservative Party, 其党所为奥图尔， O'Toole
- 3). 远落后的新民主党， New Democratic Party, 其党领为驹勉诚， Singh

说实话，三政党的毛病都不少。没有一党是称心如意的。但我们总要择其一，唯有选一个最有机会照顾
加拿大经济民生及化整为零



12:09



< 4

孙智勇



保守党 O'Toole 的政策，尤其是他全面反中的强硬态度，就全像美国的跟尾狗 Poodle。如他执政，加拿大将像美国，成为排华先锋，走向难以自拔的困局。

NDP 在亚星领导下，更喜向劳工阶层派糖。他们只懂花钱，难以使加拿大复兴经济。


自由党杜鲁多处理疫情表现不错，孟小姐事件他有口难言，料最终能获释放，5G 尚未关掉华为的门。他最有机会恢复中加关系，使加拿大重获繁荣。

中共在最初数十年，犯了十分可怕的错误。近数十年，已摸出了一条真正以民为本自我检讨改革的中国式社会主义道路。大量事实证明，今天中国在新的体制下，在飞跃广发展。14 亿多中国人，已脱贫，他们讲求和平友爱。能和中国保持友好往来，加拿大的经济也定会一腾飞。

我们华人一定要团结一致，不要让剧烈排华的保守党执政。大家华裔侨胞要踊跃投票给你们选区内的自由党的竞选者，挫败保守党的力量。

謝謝大家 🙏





2021年5月31日列治文东区保守党国会议员赵锦荣在国会中加关系委员会的一个发言中将华裔移民分成三类，用“共产党员移民”来描绘大陆移民。

英语原文 " I'm just grouping them into three groups of people. The first one is traditional, ethnic Chinese who have been in Canada for, say, multiple decades. The second group is the **brainwashed communist Chinese**, as

这件事尽管是发生在BC省，但是毕竟是国会议员在国会中的说法和提案。all them. The third one is the CCP
大家看一下，体会一下投票和寻找自己的代言人的重要性吧！👉👉
United Front Work Department, or

12:10



自由党要钱的，保守党要命的？


大温生活
楼主
⋮

自由党要钱的，保守党要命的？



又见青烟 7 楼主

回复

我朋友跟我说，选举其实挺简单的，看你怎么看问题了。

他说，自由党嘛，不就是要钱的吗，花钱败家第一名。保守党主张反华，也就是针对华人的，有可能要命。

这个问题就很简单了，看你是要什么了？

要钱要命自己选，不知道他这么说的对不对？

分享:   3  1662  38  1

官方授权雅思考试中心




新航线学院

评论 (38)



Jennywa 7

3 回复

我不觉得保守党会要你命，我相信治安会好很多

x
登陆 n666 | 注册
下载APP

3:24 2021-03-21:22



D

Tory Leadership Race Is Fracturing The Chinese-Canadian Community

Some of the organizing tactics that Conservative supporters are using to target ethnic communities are particularly problematic. To many people's surprise, a candidate with the name Brad Trost has become hugely popular in the Chinese community, especially with the Chinese evangelicals.


By [Karen Lin, Contributor](#)

HuffPost

May 4, 2017, 09:32 AM EDT

Dubbing the Conservative leadership race a zoo exhibition is the easy way out.

Maclean's contributor Scott Gilmore expressed his distaste of how far right the party has gone, from Maxime Bernier wanting to send troops to the border, to Brad Trost denying climate change flat out. Gilmore is left wondering how he "ended up in party seemingly dominated by xenophobic, economically illiterate, populist buffoons."



Brad Trost, member of Parliament and Conservative Party leadership candidate. (Photo: Ben Nelms/Bloomberg via Getty Images)

What he doesn't realize is that some of the organizing tactics that Conservative supporters are using to target ethnic communities are particularly problematic. To many people's surprise, a candidate with the name Brad Trost has become hugely popular in the Chinese community, especially with the Chinese evangelicals.


Brad who? Yeah, my thoughts exactly. If you follow mainstream Canadian politics, you are probably oblivious to what a Conservative backbencher from Saskatchewan does. Targeting ethnic communities is

not new in Canadian politics. However, this Conservative leadership race has opened up a whole new can of worms of ethnic and identity politics which will haunt them in the long run.

Supporters have exploited the same tactics and rhetoric that were used during the Cultural Revolution.

The most visible political mobilization has not come from the left, but rather from the far right of the Chinese communities. And they have had some recent success. In 2015, the riding of Markham-Unionville was considered a safe Liberal seat with 57 per cent Chinese residing in the riding. However, the Parents Alliance of Ontario, a now-defunct organization which consists of mostly Chinese Christians from mainland China, distributed rounds of fliers in the riding claiming the Liberals will make children smoke marijuana, build injection sites and force children to address their parents as "sperm donors." That coupled with a very unpopular sex-ed curriculum in Ontario pushed out the heavily favoured Liberal candidate. The Conservatives snatched that seat to everyone's, surprise including their own.

A specter is haunting the Chinese-Canadian community. But nobody can agree about what it is, and whether it's good or bad. In my opinion, it is a very interesting phenomenon that deserves national attention. In this round of Conservative leadership race, some of Brad Trost's Chinese supporters have exploited the same tactics and rhetoric that were used during the Cultural Revolution. I am just as amused and bewildered as I am frightened.



为了我们孩子的未来，为了我们移民之初的期望和向往的生活，请大家从我做起，从现在做起！请马上加入保守党，明天下午三点截止！加入加拿大保守党链接：<https://donate.conservative.ca/Membership-BradTrost>，选出代表自己观点的党魁，这是关系到我们今后切身利益和生活的大事，让我们从沉默和冷漠中醒过来，发出我们有力的呼声！

与此同时，穆斯林也在行动，他们推举一个叫庄文浩的华人竞选保守党党领，作为他们在保守党的代言人，他们参与入党和投票率占总人口的80%，我们华人才20%，这是一个赛跑也是一场较量，我们必须超过他们的选票，才能推出Brad作为我们的代言人。

加油，同胞们！只剩下一天时间，让我们跑赢木木



一片叶

20:05

@英姿 肯定有害他的人，谁都能看得出来，几乎咬牙切次。甚至到了威胁温

Literature I received on my phone reads in Chinese: "In order to save Canada, we need to join the Conservative Party on the firing line to vote for Brad Trost." The phrase "join the party on the firing line" was a frequently used slogan during the Cultural Revolution. Its purpose was to urge the mass to join the communist party and pledge allegiance to chairman Mao.

Free oil changes at a body shop, a discount on visa applications at a travel agency, a discount at a restaurant in the multitudes of \$15 (the cost of buying a Conservative Party membership) were also offered by this apparent supporter.

Other campaign literature content is far more incendiary. They consistently demonstrate a theme of homophobia and Islamophobia. But it is far too easy for me to call these people homophobes, Islamophobia or bigots, although some of them probably are.

The Conservative Party's tactics of campaigning on social values will no longer pay out political dividends.

I talked to some Chinese Christians who openly support Brad Trost. Beneath the veneer of their anger and frustration, I sensed their pain and struggle. They felt that casting a ballot for Trost is their way to tell the rest of the world that they still exist and their values still matter. If we are honest with ourselves, we have to admit that these are legitimate reactions they have when they experience cultural change. We are asking these new immigrants to absorb a lot very quickly. And not everybody is good at that. Change is hard. Canada has become far more cosmopolitan, multicultural, tolerant and socially liberal than it was a generation ago. These social and demographic shift cannot be undone.

Traditionally, Conservatives have always organized and mobilized the Chinese community with the message that Chinese Canadians and they share similar social values, such as a strong sense of family with the occasional add on of opposition to same sex marriage, marijuana and abortion depends on which riding they are targeting at the time. What they do not realize is that there is an undercurrent of social change within the Chinese community, too, as more people from Mainland China immigrate to Canada.

In a recent survey done by [Global Times](#), a communist propaganda mouthpiece, more than 40 per cent polled said they would support same-sex marriage in China, another 40 per cent expressed a neutral position on the issue, while 19 per cent opposing the same-sex marriage. This represents a gradual shift from their perceived "value voters" base within the Chinese community. In a decade, the Conservative Party's tactics of campaigning on social values will no longer pay out political dividends as the issue of same-sex marriage will likely be sidelined by the changing demographic within the Chinese community.



Tony Bock via Getty Images

In the age of alternative facts and fake news, both the Conservative and Liberal parties must rethink their outreach strategies.

The Conservatives and Liberals have traditionally organized the Chinese community on social and economic issues, respectively. They have consistently and intentionally swayed Chinese Canadians to the polar opposite of what mainstream Canadians feel on these issues. Pew Research Global in 2013 have shown that at least 75 per cent of Canadians are overwhelmingly supportive of same-sex marriage. But the Conservatives have always used this as wedge issue in their outreach to the Chinese community. Similarly, the Liberals have always campaigned on its trade success with China when the most recent Nanos polls have shown that 90 per cent of Canadians are weary of trade deals with China.

Instead of creating these artificial fissures just to gain a few seats within some heavily Chinese-populated ridings, both political parties must spend some of their political capital to educate and encourage Chinese constituents to embrace Canadian values and give them time and space to accept cultural shifts they experience as newcomers.

Nanos survey: Canadians' view of Conservative race

CTVNews.ca

Friday, May 26, 2017 5:08PM EDT

Last Updated Friday, May 26, 2017 6:20PM EDT

A new poll suggests half of Canadians can't decide which of the 13 Conservative leadership candidates would make the best prime minister.

Twenty per cent of Canadians say none of the hopefuls would make the best prime minister, and 33 per cent aren't sure, according to the latest data from a Nanos Research survey for CTV.

- A random telephone and online survey of 1,000 eligible voters asked: "Which of the following candidates for the leadership of the Conservative Party of Canada would make the best Prime Minister?"

One in six Canadians believe Maxime Bernier would make the best prime minister, and more than one in four say Kellie Leitch would be the worst PM.

The survey, conducted earlier this week, comes days before the Conservative candidates and members gather in Toronto for the final leg of the year-long race. Speeches are scheduled Friday, and a winner will be announced Saturday.

Nanos survey participants were chosen randomly and reflect the feelings of voters nationwide, and not solely the Conservative membership.

Respondents said the best potential prime minister was:

- Unsure: 33.1 per cent
- None of them: 20.3 per cent
- Maxime Bernier: 17.4 per cent
- Michael Chong: 10 per cent
- Lisa Raitt: 7.7 per cent
- Andrew Scheer: 4.1 per cent
- Erin O'Toole: 2.3 per cent
- Steven Blaney, Kellie Leitch and Chris Alexander: 1 per cent
- Pierre Lemieux: 0.7 per cent
- Deepak Obhrai and Brad Trost: 0.5 per cent
- Rick Peterson and Andrew Saxton: 0.2 per cent

Asked who would make the worst prime minister, respondents said:

- Unsure: 43.8 per cent
- Kellie Leitch: 27 per cent
- Maxime Bernier: 8.2 per cent
- None of them: 5.5 per cent
- Deepak Obhrai: 4.4 per cent
- Lisa Raitt: 2.2 per cent
- Brad Trost: 2 per cent
- Chris Alexander: 1.8 per cent
- Steven Blaney: 1.7 per cent
- Michael Chong: 1.5 per cent
- Erin O'Toole and Pierre Lemieux: 0.6 per cent
- Rick Peterson: 0.4 per cent
- Andrew Saxton and Andrew Scheer: 0.1 per cent

Best PM by region

New numbers from the Conservative Party suggest that this leadership race is the largest of any party in Canadian history. By Thursday, 125,000 ballots had been received from the eligible 259,010 members – a turnout of nearly 50 per cent. That surpasses the previous record turnout of 200,000 for the Canadian Alliance in 2000.

Many of those ballots have been cast by mail from ridings across Canada. Voters are asked to rank their candidates by order of preference. The winner must have 50 per cent plus one of the votes, or 16,901 points through the party's points system. The system assigns 100 points to each riding.

According to Nanos survey results:

- One in four B.C. respondents said "none of them" would make the best prime minister, followed by Michael Chong (11 per cent)
- In the Prairies, one in five respondents said Maxime Bernier would make the best prime minister
- Ontario respondents were narrowly split over Michael Chong (17 per cent) and Maxime Bernier (16 per cent)
- "None of them" led the survey in Quebec (28 per cent), followed by Bernier (25 per cent)
- In Atlantic Canada, more than one in five respondents said "none of them" would make the best PM, followed by Lisa Raitt (18 per cent)

Who can unite the Conservatives?

The crowded race has often sparked heated policy debates. Kellie Leitch's divisive "Canadian values" pitch and plan to screen newcomers to Canada has drawn consternation from other candidates, and Michael Chong's vocal support for a carbon tax has made him stand out from the pack.

Survey respondents were asked which candidate would best unite the Conservative party. Almost half (45 per cent) said they were unsure, but Maxime Bernier came out as the top candidate, at 15.4 per cent.

- Unsure: 45.4 per cent
- Maxime Bernier: 15.4 per cent
- None of them: 11.2 per cent
- Lisa Raitt: 7.5 per cent
- Andrew Scheer: 7.4 per cent
- Michael Chong: 4.3 per cent
- Erin O'Toole: 2.9 per cent
- Steven Blaney: 1.6 per cent
- Kellie Leitch: 1.2 per cent
- Deepak Obhrai and Brad Trost: 0.7 per cent
- Chris Alexander: 0.6 per cent
- Pierre Lemieux: 0.5 per cent
- Rick Peterson: 0.4 per cent
- Andrew Saxton: 0.3 per cent

Bernier, Raitt, Chong best for drawing votes

Survey respondents were asked how likely they would be to vote Conservative in the next federal election based on each possible leadership candidate. Maxime Bernier drew the most support, with 30 per cent of voters saying they'd be more likely or somewhat more likely. Similar support was reported for Lisa Raitt (26 per cent) and Michael Chong (23 per cent).

In terms of unfavourability, half of respondents said they'd be less likely or somewhat less likely to vote Conservative under Bernier. Those numbers dropped to 48 per cent under Raitt and 46 per cent under Chong.

Almost two thirds of those polled said they'd be less likely to support the Tories under Kellie Leitch's leadership, with 58 per cent less likely to vote Conservative and 6 per cent somewhat less likely.

Liberals likeliest to work with Trump, manage economy

Each of the 13 Conservative candidates has fought hard to position themselves as the best alternative to Prime Minister Justin Trudeau in 2019. But when it comes to the economy, survey results suggest Canadians believe the Liberals have the best economic program and are most likely to work with the Trump administration.

More than a third of Canadians (38 per cent) said the Liberals have the best economic plan, followed by the Conservatives (30 per cent) and the NDP (13 per cent). Two per cent say the Green Party has the best plan, and 1 per cent support the Bloc Quebecois. Fifteen per cent are unsure.

The new numbers reflect 13 per cent growth in support for the Liberals' economic plan compared to polling in August 2015. Support for the NDP's plan has dropped 13 per cent since the pre-election survey. Conservative support remained unchanged.

The Liberals are also considered the most likely to work with the White House (40 per cent), followed by the Conservatives (35 per cent) and the NDP (3 per cent). Both the Greens and Bloc Quebecois garnered 1 per cent support. One in five respondents said they weren't sure who was likeliest to work with Trump.

Poll Methodology

Nanos conducted an RDD dual frame (land-and cell-lines) hybrid telephone and online random survey of 1,000 Canadians, 18 years of age or older, between May 24 and 25, 2017 as part of an omnibus survey. Participants were randomly recruited by telephone using live agents and administered a survey online. The margin of error for a random survey of 1,000 Canadians is ± 3.1 percentage points, 19 times out of 20.


Election ads on WeChat posted by users: company

Chinese social media company says it doesn't accept political ads

Elizabeth Thompson

CBC News

Posted: Oct 14, 2019 4:00 AM EDT | Last Updated: October 20, 2019



Canadian election ads are appearing on the popular WeChat social media platform. (Petar Kujundzic/Reuters)

Note: This story has been updated from a previous version to include new information from WeChat owner Tencent. See full note below.

A Conservative attack ad spotted on Chinese social media giant WeChat was posted by a user without the company's knowledge, says the owner of the popular site.

The platform's owner, Tencent, says election ads aren't running on its popular WeChat social media site and it has not set up an ad registry in Canada.

"WeChat does not accept or support political ads on its platform," spokeswoman Lisa Kennedy wrote in a statement.

CBC News obtained a copy of a Conservative Party attack ad that ran on WeChat the week of October 9 in Chinese and English, claiming that a re-elected Liberal government under Justin Trudeau would legalize "hard drugs".

杜魯多的自由黨計劃要將硬性毒品合法化!
JUSTIN TRUDEAU HAS A PLAN TO LEGALIZE HARD DRUGS!

在黨領法語辯論中，杜魯多被問及會否將硬性毒品合法化。他說：「不會馬上進行。」

杜魯多的自由黨計劃要將硬性毒品合法化，就像當年把大麻合法化一樣。

During the Leaders debate in French, Justin Trudeau was asked if he would legalize hard drugs. He said "Not right away."

Justin Trudeau's Liberals have a plan to legalize hard drugs just like they legalized marijuana.

只有熙爾的保守黨能夠阻止杜魯多的硬性毒品合法化計劃。
ONLY ANDREW SCHEER'S CONSERVATIVES WILL STOP TRUDEAU'S HARD DRUG LEGALIZATION PLAN AND KEEP OUR KIDS SAFE.

為確保我們的孩子安全，請在10月21日投票給你的保守黨候選人。

 PLEASE VOTE FOR YOUR CONSERVATIVE CANDIDATES ON OCT 21.

AUTHORIZED BY THE OFFICIAL AGENT FOR THE CONSERVATIVE PARTY OF CANADA.

This Conservative Party ad appeared on WeChat. After an internal verification, the site's owner says it was posted by a user.

"Justin Trudeau's Liberals have a plan to legalize hard drugs just like they legalized marijuana," reads the ad. "Only Andrew Scheer's Conservatives will stop Trudeau's hard drug legalization plan and keep our kids safe."

The ad carries the Conservative Party's logo and says it was "authorized by the official agent for the Conservative Party of Canada." It's similar to an attack ad that appeared on the Conservative Party's official website on Oct. 9.

Members of Elections Canada's social media monitoring team also have spotted Canadian election ads on WeChat, said spokeswoman Natasha Gauthier.

"WeChat is one of the websites that they keep an eye on," she said. "The team has seen political ads on WeChat but the team is not focused on detecting potential compliance or non-compliance."

Gauthier could not say which parties or candidates' ads Elections Canada officials have spotted on WeChat.

Kennedy said Tencent conducted an internal review after the CBC reported on the presence of the Conservative ad on WeChat and confirmed it did not receive payment for it to be on the site. The company said it appears to have been posted there by a WeChat user.

"WeChat allows users to send messages or share images and videos with other users but has no role in the creation or posting of user-content on its platform," the company said in a statement. "Some user-posted content on WeChat may contain personal political views or advocacy."

She said the company has been contacted by Canadian authorities about the ad and is answering their questions.

No comment from Conservatives

Conservative campaign manager Hamish Marshall refused to comment on which social media platforms the party is using for advertising in the election.

"We don't comment on our advertising strategy," he said.

Since then, he has not responded to requests to confirm that the party placed the ad found on WeChat. The party has been running a similar ad on Facebook.

Canada's Chinese community is one of the groups the Conservative Party hopes to win over in this election.

Trudeau has denied the Liberals have any plans to legalize hard drugs.

The Liberals said they are advertising on Facebook, Instagram and Twitter, but not on WeChat.

The New Democrats said the party has focused its online advertising on Facebook and Instagram and the national campaign is not advertising on WeChat.

The new elections law

Under recent changes to Canada's elections law, online companies that accept political ads during the election campaign have to set up digital registries of all of the political ads running on their platforms, with copies of the ads and information about who authorized them. The requirement has prompted some internet giants, including Google, to stop accepting political ads in Canada during the federal election.

The law can apply to companies located anywhere in the world if the number of visitors from Canada to their sites exceeds a certain threshold.

Platforms that publish in a language other than English or French must have more than 100,000 unique visitors from Canada each month to be subject to the law. Bryan Segal, senior vice-president of Comscore (which measures web traffic), said WeChat gets an average of 616,000 unique visitors in Canada per month.

Elections commissioner can investigate

Gauthier said Elections Canada's monitors are looking for examples of online misinformation or disinformation about how and where to vote. They are not, however, responsible for checking whether an online platform that is subject to the law has set up an online registry.

Commissioner of Canada Elections Yves Côté can investigate if someone files a complaint, said Gauthier.

"It is an offence to be an online platform that meets these thresholds and to not have this registry. So that is an offence under the act," she said.

"Penalties can range from administrative monetary penalties to what the commissioner calls compliance agreements, which it publishes on its website."

However, parties and candidates are not required by law to verify whether an online platform has set up a digital ad registry before they advertise, she said.

Michelle Laliberté, a spokeswoman for Côté, said the commissioner's office doesn't "proactively carry out monitoring or surveillance of digital platforms," but it can investigate complaints.

"While I can't speak to whether or not we have received complaints in relation to this issue, if someone were to bring forward a complaint we would evaluate it to see if it falls within the Commissioner's mandate."

5/17/23, 2:23 PM

Extreme-right misinformation is flooding Chinese media in Canada - and observers say there's virtually nothing stopping it | TheSp...

THE HAMILTON SPECTATOR

This copy is for your personal non-commercial use only. To order presentation-ready copies of Toronto Star content for distribution to colleagues, clients or customers, or inquire about permissions/licensing, please go to: www.TorontoStarReprints.com

CANADA

Extreme-right misinformation is flooding Chinese media in Canada - and observers say there's virtually nothing stopping it

Articles spouting anti-refugee and anti-LGBTQ rhetoric are running virtually unchecked on Chinese-language publications in Canada and community members are concerned it could hamper the ability of Chinese people in Canada to make informed decisions.

By **Jeremy Nuttall** Star Vancouver

▲ Sun., Oct. 20, 2019 ⌚ 10 min. read

🕒 Article was updated Mar. 03, 2020

JOIN THE CONVERSATION

VANCOUVER—Some of the posts suggest teaching sexual and gender identity in schools could cause an AIDS outbreak. Others warn Mexicans are streaming across the border to sell drugs or that hatred against Muslims is only natural. The articles are called misinformation by some and flat out hate speech by others.

They are but a sampling of the far-right rhetoric on Chinese-language websites and social media platforms like WeChat, often described as a cross between Facebook and Twitter. Observers warn that there's almost nothing challenging a torrent of anti-refugee, anti-LGBT and anti "white liberal" literature spiking online.

"When this privileged group settled down in Canada, they will have an easy life without even finding a job," reads one article touching on Muslim refugees when discussing Chinese voters. It was written by contributor Feng Si Hai on Chinese-language news publication Lahoo.ca. in March 2019.

"What's more, some of them could make trouble, break the law and even harm a child. It is natural that hatred toward them will arise. The religious conflicts will make the situation worse. How could our society be peaceful?!" reads the article.

Such sentiments have also popped up in Chinese political organizations and churches, according to community members. They worry that barriers to truthful information combined with conservative politics are leading to the exploitation of Chinese people by far-right elements and could hamper the ability of Chinese people in Canada to make informed decisions.

There are votes to be gained as Canadian political parties reach out to immigrants, and Chinese voters are one of the largest pools.

Chinese people represent about 20 per cent of minorities in Canada, according to Statistics Canada, with hundreds of thousands living in Vancouver and Toronto alone. In those cities, some ridings are more than 50 per cent Chinese.

They are increasingly being courted by far right content or outright misinformation created by writers who often use pen names.

5/17/23, 2:23 PM Extreme-right misinformation is flooding Chinese media in Canada - and observers say there's virtually nothing stopping it | TheSp...

For example, Feng, who has also written that a child being proud of having two mothers is a "scorn on human ethics," is not the writer's real name. In an interview with Star Vancouver, Lahoo editor-in-chief Lao Mai said Feng is a real person writing under a pen name for protection.

But prior to Lao's explanation, other staff at the publication said Feng was actually a floating pen name used by a number of people. In the interview Lao insisted that isn't the case and underlined he and his staff don't necessarily agree with the opinions written.

"We have that freedom of speech," Lao said through an interpreter.

In Feng's 2019 column about voting, it's alleged Justin Trudeau ignored the case of 13-year-old Marrison Shen, whose body was found in a park in Burnaby in July 2017. In September 2018, a Syrian refugee, Ibrahim Ali, was charged in her death.

In January 2018 an 11-year-old girl in Toronto told police she had been attacked by an Asian man with scissors who cut off her hijab. Justin Trudeau tweeted his condemnation of the attack. Police investigated the alleged incident and determined that the events did not happen. The family of the girl who made the false claims later apologized.

Feng's column accuses Trudeau of caring more about the Muslim girl in Toronto than he did about the Shen murder because Muslims vote more than Chinese people.

Lao said the article is being misinterpreted and it's really just meant to encourage Chinese people to vote. He said that when columns by Feng are submitted, they believe what he writes and don't feel the need to fact check them.

Lahoo also publishes straight news pieces and Feng is just one columnist, but the internet is flooded with Chinese-language misinformation from a number of sources.

Back in May, Chauncey Jung, a contributor for website SupChina, who once interned for the Liberal Party and has written about the issue, said there has been a steady increase of false news or misinformation in Toronto since the story about the Muslim girl who claimed to be have been attacked broke in 2018.

Chinese articles on WeChat raged against the girl and against Trudeau for tweeting his response to the incident before police said they had determined that the attack did not happen. But the incident caused a spike in "pure hate speech" written in Chinese, Jung said.

The tension was made worse later in the year when Ali was arrested and charged with Shen's murder. His court appearance in Vancouver brought anti-refugee protests by demonstrators carrying Chinese signs.


5/17/23, 2:23 PM

Extreme-right misinformation is flooding Chinese media in Canada - and observers say there's virtually nothing stopping it | TheSp...




所以，当我们目睹其他国家的惨案时，首先应该反思的是加拿大是否也有一些可能引发激烈冲突的潜在危险因素。回避问题并不能解决问题。“美好的狂想”并不能真正建设和谐社会，不根据国情去盲目引入难民，甚至放开边境不会有好结果，只有本着实事求是的态度去分析总结，才有可能找到应对方式。

不过，对那些用惨案拉票的人嗤之以鼻的同时，不要忘记选举时去投票！



定制级 商业视频制作

个人、公司访谈节目
各类商业广告片、公司宣传片定制
晚会、演出、活动视频
二维、三维动画短片
专业人物、活动摄影



视觉加拿大

604.428.5138 / 778.929.8865
#230 - 5589 Byrne Road, Burnaby, BC
info@visualcanadamedia.ca

Refugees are becoming a frequent target of far-right Chinese-language articles posted online, like this article about Muslim refugees and Chinese voters written by contributor Feng Si Hai on Chinese-language news publication Lahoo.ca. In March 2019. | LAHOO.CA

Jung said it's not just Muslims who are targeted. He said he's seen stories on WeChat alleging hundreds of Mexican drug dealers are flooding into Canada since Ottawa stopped requiring visas for Mexicans and others claiming that Toronto police want to get children hooked on drugs.

"It's going to be challenging for people who don't have the access to the actual information," he said. "If you don't speak English, that's going to be a barrier, if you don't like to read things in English, that's another barrier there."

Kevin Huang of Vancouver's Hua Foundation, an organization aimed at bridging cultural gaps between Chinese and other communities, said not only is there an increasing amount of Chinese-language misinformation targeting immigrants and other minorities, but nothing is in place to counter it.

"People are usually just overwhelmed by the fact this exists and not at a stage where we're about to design and or think about how to counter," he says.

Much of it stems from a history of Chinese voters being "ruled by fear" Huang said, adding that politicians and the media often use scare tactics to dissuade Chinese voters from supporting their opponents rather than presenting a positive alternative.

The 2015 election was full of it, he said.

"The literature was fear mongering attacks on Trudeau, prostitution, needles," Huang said. "Is our community in general really only about just being fearful of these things?"

Huang says one possible solution would be for governments to distribute information in more languages than just English and French. If more government materials were written in languages like Chinese, those who speak it as a first language would at least

5/17/23, 2:23 PM Extreme-right misinformation is flooding Chinese media in Canada - and observers say there's virtually nothing stopping it | TheSp...

have access to basic, credible information, he said.

"No one's engaging them except for 'do your taxes and fill out these forms for your benefits,'" Huang said.

One man in Surrey, B.C., isn't waiting for the government to pitch in.

"Fake news brings people to the wrong direction; prejudice and hate," says Jacky Jiao after tidying up a picnic table in a Surrey park before sitting down to talk, condemning whoever left it a mess. "Few people think, they just follow others."

When he's not scrubbing picnic tables, the real estate agent and immigration consultant is cleaning up the internet. Jiao says he spends about 15 hours a week on WeChat motoring through Chinese language media and writing articles debunking false information.

WeChat has become the premier source of information for Chinese people around the world and Jiao says that often misinformation from other countries, like the United States and United Kingdom, is spun to fit the Canadian narrative.

Much of what appears on WeChat is published elsewhere and simply shared there, similar to Twitter. Often the articles contain false figures such as the number of refugees allowed into Canada each year, he says.

Jiao says his attempts to combat the misinformation or far-right rhetoric online have led to a lot of pushback.

"In WeChat groups, I get a lot of attacks," he says. "A lot of people are Trump fans. They always think right is right. They can't distinguish the right and the extreme right."

Jiao says the courting of the far right via Chinese social media happens at a time when similar efforts are being made through churches in Canada. Chinese immigrants hold Christianity in high regard, he says, reasoning that many of the world's developed countries have Christianity as a dominant religion.

As a result, many are curious about the religion and become involved in churches, and some of those churches have strong views against homosexuality or taxes, says Jiao.

Combined with the misinformation and right wing columns on WeChat, he said it makes some in the Chinese community ripe fruit for the far right to pluck.

But even if WeChat didn't exist, the far-right politics are hosted by other websites and the messaging would still seep through.

In 2018, a consortium of Chinese activists in Vancouver and Toronto formed the Let's Vote Association, a group with a website in Chinese and English encouraging people to vote for right-wing candidates in federal, provincial and municipal elections.

The organization was in the news when some municipal candidates decried the endorsements in B.C. last year. It hasn't made any endorsements on its website this year.

One of its founding directors is Yali Trost, sister in law of Brad Trost, who ran unsuccessfully for leader of the Conservative Party in 2017 and lost a nomination challenge for the riding he held in Saskatchewan last year. He is not running this year and told Star Vancouver he has no knowledge of or participation in his sister in law's activities. Most of the association's directors have donated to Trost's political campaigns in the past, according to Elections Canada information.

The association's main page features a link to a petition opposing the Vancouver suburb of Richmond's plan to install a rainbow crosswalk, an initiative undertaken by many cities to support the LGBTQ community. Other articles praise Donald Trump, champion religious freedom and question the legitimacy of refugees.

Their electoral recommendations in the past have included evangelical Christian radio show host and People's Party of Canada candidate Laura-Lynn Tyler Thompson, as well as Heather Leung, who was dropped as a candidate by the Conservatives earlier this month when a 2011 video of her making statements against the LGBTQ community resurfaced.

In the video, Leung says homosexuals are "perverted" and trying to "recruit" children because they cannot procreate.

In early September, according to her website, Leung went door knocking in her riding with Lindsay Shepherd, a controversial figure and free speech advocate criticized in the past for arranging an appearance by Faith Goldy, the white nationalist who ran for mayor of Toronto, at Laurier University.

Leung is still running as an independent and her campaign manager is Travis Trost, Yali Trost's husband and Brad Trost's brother.

Leung did not respond to Star Vancouver's attempts to contact her, including a letter outlining what the interview would be about delivered to her home, outside of the Burnaby North-Seymour riding.

Star Vancouver requested the financial details of the Let's Vote Association in accordance with the B.C. Societies Act.

5/17/23, 2:23 PM Extreme-right misinformation is flooding Chinese media in Canada - and observers say there's virtually nothing stopping it | TheSp...

As per the official process, Star Vancouver filed a request to the B.C. corporate registry asking that they compel the Let's Vote Association to release the information. In a letter to Star Vancouver through the registry, the society said it would not release the information because it had not yet completed its accounting.

"Many immigrants to Canada and especially Chinese Canadians are reluctant to involve themselves in the political process in Canada because of bad experiences they have had overseas," reads the letter, which goes on to accuse Star Vancouver of making them fearful.

But last October Yali Trost, a Vancouver resident according to Let's Vote's society information, involved herself in the political process physically when she got into an altercation with Burnaby School Board trustee candidate Larry Hayes after an all-candidates debate in a school gymnasium. According to Vancouver radio station News1130, Trost said she was confronting Hayes for calling another candidate an "idiot."

A video posted to Laura Lynn Tyler Thompson's Facebook page shows Hayes trying to push past Trost as she stands in front of him while holding a baby when he tries to leave the venue before she shoves him back. The police were called. The debate itself was shut down due to yelling from attendees protesting the province's Sexual Orientation and Gender Identity program in public schools.

Attempts to contact Yali Trost through the Let's Vote Association were unsuccessful.

As Canada barrels toward its election Monday the affect the push by the far right could have on the Chinese community isn't yet known, but observers are concerned what a sustained campaign could mean down the road.

Huang said politicians don't make enough of an effort to conduct meaningful engagement with Canada's Chinese communities. It seems politicians are only interested in stopping by for Lunar New Year banquets, he said, leaving a void that is filled by the far right.

The responsibility rests not just with Chinese people to speak up, Huang said, but with politicians who need to take the trend of misinformation seriously.

"Don't treat our community as if we're just being ruled by fear," he said. "Lead us. Show us that we want to vote for you because you believe in the same values I do."

Jeremy Nuttall is the lead investigative reporter for Star Vancouver. Follow him on Twitter: @Nuttallreports

Read more about: Vancouver

SHARE:

Copyright owned or licensed by Toronto Star Newspapers Limited. All rights reserved. Republication or distribution of this content is expressly prohibited without the prior written consent of Toronto Star Newspapers Limited and/or its licensors. To order copies of Toronto Star articles, please go to: www.TorontoStarReprints.com